


























# MY SCHOOL

★ Circle the senses they are using.

	sense
James is eating an ice cream.	    
Sarah can hear her cat meowing.	    
Alice is smelling some perfume.	    
The baby is playing with a soft teddy.	    
Rachel is reading a comic book.	    

★ Match the activities to the places.

library

classroom

playground

study maths and science

play football

read a book

★ Read.

## Classroom rules

In my class, there are some rules. Our teacher has pictures of the rules on the wall.

We stand in line outside the classroom before we start. We knock on the door if we arrive late. We do not shout in class and we listen to the teacher and our classmates. We put our hands up when we want to say something. We keep our classroom clean and tidy. We put rubbish in the bin. We have a special bin for paper and we recycle it.

★ Tick the correct behaviour.

stand in line ☐

shout and talk in class ☐


listen to your classmates ☐

★ Complete the table.

My class	
What is the name of your teacher?	<input type="text"/> <input type="text"/> <input type="text"/>
How many people are there in your class?	<input type="text"/> <input type="text"/> <input type="text"/>
What is your favourite subject?	<input type="text"/> <input type="text"/> <input type="text"/>
What is your favourite game or sport?	<input type="text"/> <input type="text"/> <input type="text"/>

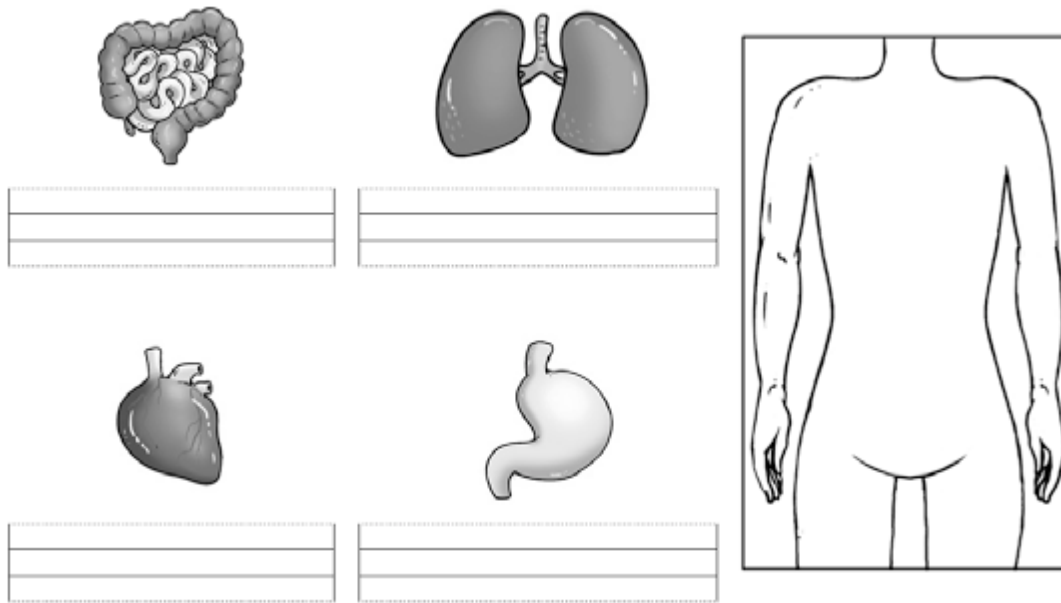
## UNIT 1: THE HUMAN BODY

★ Circle the joints and write the words. Match.



Shoulder	Knee	Hip	Wrist	Elbow	Ankle
----------	------	-----	-------	-------	-------

★ Write the names of the organs and draw them in the correct place.



❖ Which organ do we use for each sense? Write and match.

Ears	Skin	Eyes	Tongue	Nose
------	------	------	--------	------



I can hear with my \_\_\_\_\_.

I can see with my \_\_\_\_\_.

I can smell with my \_\_\_\_\_.

I can taste with my

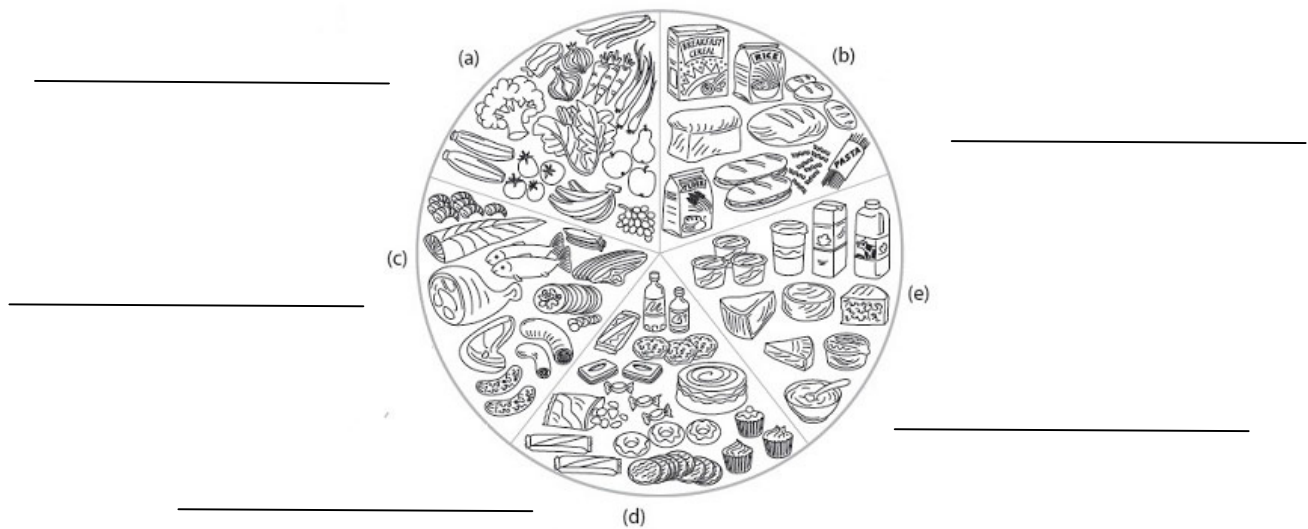
\_\_\_\_\_.

I can touch with my

\_\_\_\_\_.

## UNIT 2: FOOD

❖ Write the food groups in the correct place.



Bread and cereals	Fruit and vegetables	Meat and fish	Milk and dairy	Sugary foods
-------------------	----------------------	---------------	----------------	--------------

★ Draw two pieces of fruit and two vegetables and write their names.








## UNIT 3: ANIMALS

★ Colour the viviparous animals.



★ Circle the mammals and cross out the oviparous animals.

dog - duck - dolphin - elephant - rabbit - hen

★ Are the sentences true (T) or false (F)?

Eagles are viviparous animals. ☐

Oviparous animals are born from eggs. ☐




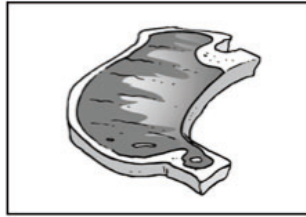
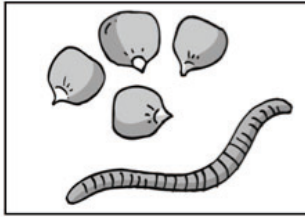
Cows are mammals. ☐

Oviparous animals drink their mothers' milk. ☐




Vertebrate animals have a S K \_ L \_ T \_ N and a B \_ C K B \_ N \_

★ Match the animals to the food they eat.



## UNIT 4: MORE ANIMALS

★ Colour the invertebrate animals.



★ Read.

### **A bird that cannot fly**

An emu is a bird that lives in Australia. It is the largest bird in Australia. Emus can be 2 metres tall and weigh 60 kilograms.

Emus cannot fly. They walk and run and they can swim too! Emus have feathers, long necks, sharp beaks, long legs and three toes.

They are omnivores. They eat plants and insects. Emus are oviparous animals. The baby birds are born from eggs. A baby emu is called a chick.



★ Answer the questions.

Where do emus live?

How do emus move?

What do they look like?

What do emus eat?

★ Circle the words related to birds.

feathers

fur

four feet

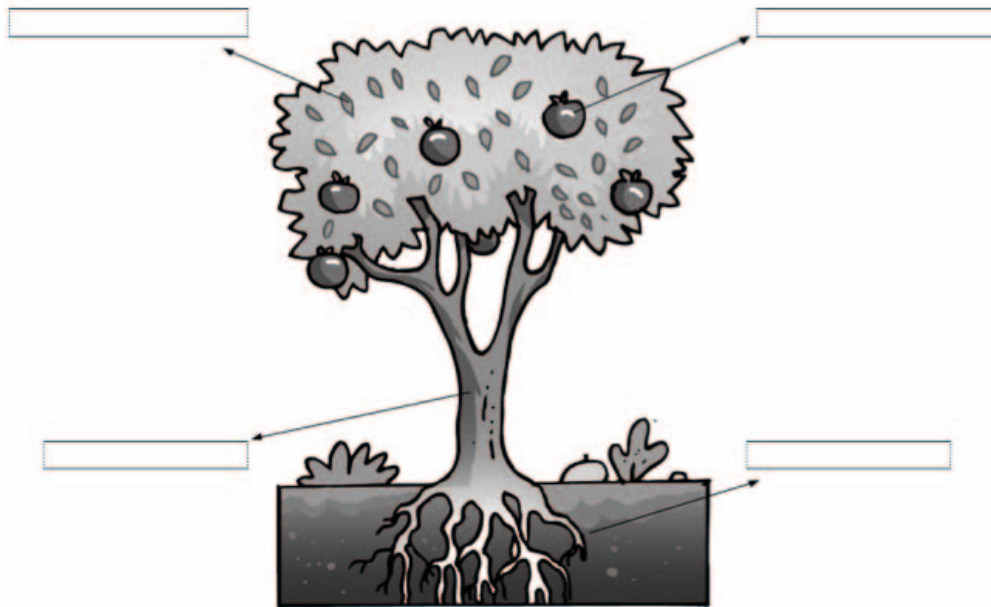
beaks

lungs

gills

## UNIT 5: PLANT LIFE

★ Write the parts of the tree.



Leaves	Stem	Roots	fruit
--------	------	-------	-------

★ Are the sentences true (T) or false (F)?

Evergreen trees lose their leaves in autumn. ☐

Grass is thick and hard. ☐

Plants get air and sunlight through their leaves. ☐

Stamens contain pollen. ☐



Draw lines showing which plant part the picture is:

Roots



Stems



Flowers



Seeds



Leaves



## UNIT 6: WATER, LAND AND AIR

★ Write *saltwater* or *freshwater*.









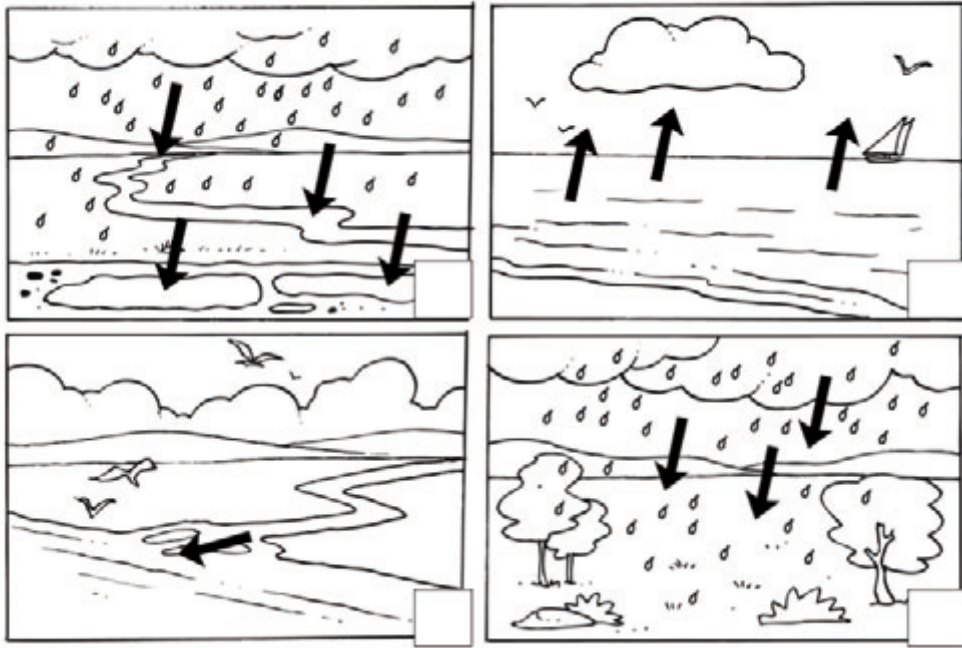

Water in oceans, lakes

and rivers is called

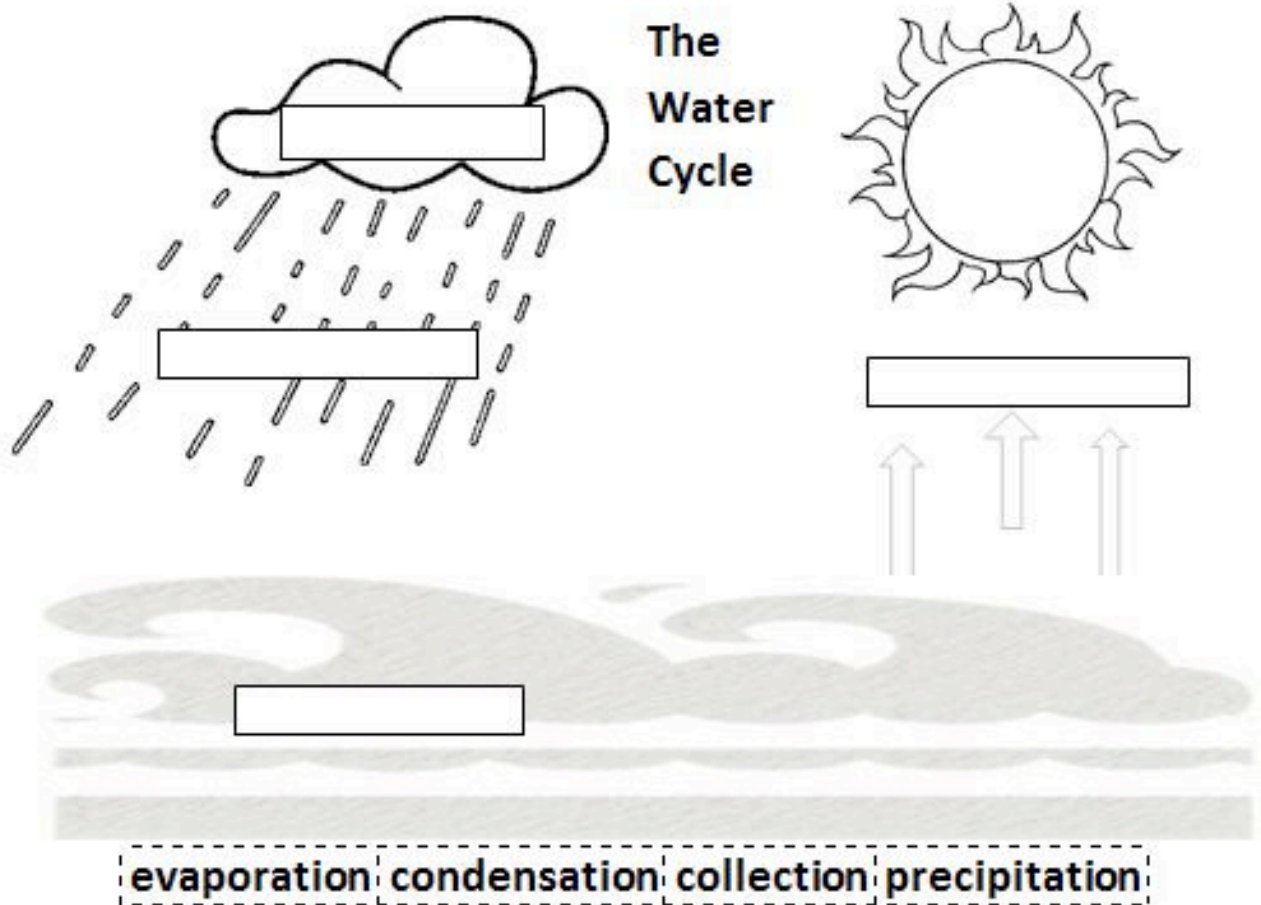

Water in caves and rocks is called


Be careful! Not all water is


★ Colour the pictures and put the water cycle in order. Use numbers 1-4.



❖ Label and colour the water cycle.



## UNIT 7: THE SUN

❖ Colour, label and match.

Moon	Sun	Earth
------	-----	-------



\_\_\_\_\_

Complete the sentences.

Rock	Eight	Gas
------	-------	-----

The Sun is made of \_\_\_\_\_.

The Moon is made of \_\_\_\_\_.

There are \_\_\_\_\_ planets.

★ Look at the pictures and complete the sentences with the words.

the Sun – 365 – 24 - its axis



It takes 


  
days for the Earth to  
move around 


.




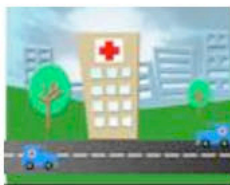
It takes 


 hours  
for the Earth to  
rotate around 


.

## UNIT 8: THE CITY

❖ Match the names.



MUSEUM	THEATRE	SCHOOL	BANK	CINEMA
CHURCH	HOSPITAL	FACTORY	RESTAURANT	POLICE STATION

## UNIT 9: MATERIALS

❖ Read the text and fill in the gaps.

\_\_\_\_\_ are made of \_\_\_\_\_ because glass is \_\_\_\_\_.

\_\_\_\_\_ are made of \_\_\_\_\_ because bricks are \_\_\_\_\_.



HOUSES	GLASS	RIGID
WINDOWS	TRANSPARENT	BRICKS

❖ Classify the materials.

Wood	Plastic	Wool	Leather	Bricks	Cotton	Glass	paper
------	---------	------	---------	--------	--------	-------	-------

Natural		Manufactured	

❖ Circle the correct word.


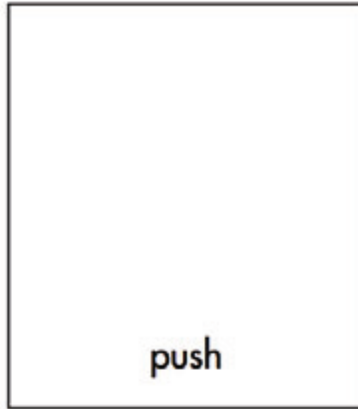
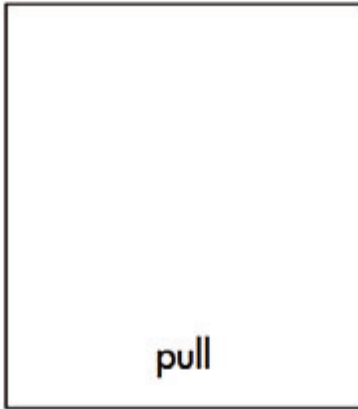
A natural material is made by **people / nature**.

A manufactured material is made by **people / nature**.

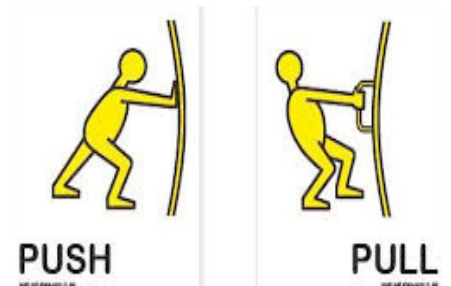


# UNIT 10: FORCES

★ Draw the actions.



\* Identify the action and write it down.



\_\_\_\_\_

\_\_\_\_\_

\_\_\_\_\_

\_\_\_\_\_

*Some sounds give us information  
and some give us warning.*

❖ Complete the sentences.



A radio



An ambulance


\_\_\_\_\_ give us warning.

\_\_\_\_\_ give us information.

# UNIT 11: ELECTRICITY

## Mains Electricity or Batteries

Not all the things below are powered by mains electricity. Some are powered by batteries. Label each picture with 'mains' or 'batteries'.

❖ Label the different parts of a computer.

