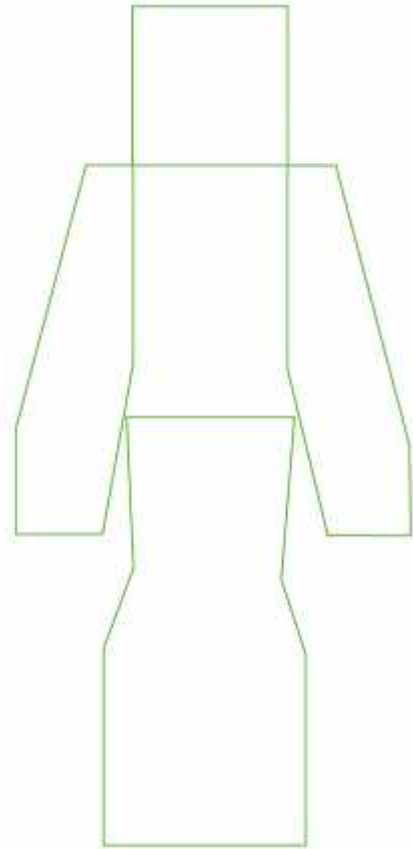


Name: .....

Course: .....

### 1. Look, cut and stick.




### 2. Circle and match.





elbow



knee



Name: .....

Course: .....

1. In front  and behind . Complete.



2. Complete the hands.



3. Do you have ①, ②, or more + ?



Name: .....

Course: .....

### 1. Look, cut and stick.




Breakfast

Lunch

Afternoon snack

Dinner




### 2. Draw three different faces.



Name: .....

Course: .....

1. Draw three healthy foods.



2. How are they similar? How are they different?



3. Describe how they eat.





Name: .....

Course: .....

1. Look at the images. Cut out and stick those that are good for your health.



2. Discuss as a class.

- What other things do you do to look after yourself?



Name: .....

Course: .....

**1.** Write the correct number.

1. Before eating.



2. After eating.



3. When I'm sweaty.

**2.** How many times do I do it? 1 Once a day. 2 More than once a day.

Name: .....

Course: .....

### 1. Match.



### 2. Circle.

They give us food.

They keep us company.

They are wild.



Name: .....

Course: .....

## 1. Look, guess and write.



.....

=====

=====

.....



.....

=====

=====

.....



.....

=====

=====

.....

## 2. Look and cross out.



## 3. What would you say to them?



That is a good  
thing to do.

That is not a good  
thing to do.



Name: .....

Course: .....

## 1. Look, cut out and stick.

Fly

Swim

Walk

Hop

## 2. Circle.



Name: .....

Course: .....

### 1. Identify and cross out.

Invertebrate



Vertebrate



### 2. Circle and write.



.....  
 .....  
 .....



.....  
 .....  
 .....



.....  
 .....  
 .....



.....  
 .....  
 .....

### 3. Match with arrows.



oviparous

omnivore

carnivore

herbivore

viviparous



Name: .....

Course: .....

**1.** Look at these materials and write their origin.



.....  
 .....  
 .....



.....  
 .....  
 .....



.....  
 .....  
 .....



.....  
 .....  
 .....

**2.** Circle the materials these objects are made of.



Oil

Wood

Metal

Sand

Wood

Sand

**3.** Write two materials for each object.



.....  
 .....  
 .....  
 .....  
 .....



.....  
 .....  
 .....  
 .....  
 .....



.....  
 .....  
 .....  
 .....  
 .....

Name: .....

Course: .....

**1.** Look closely at the images of these objects and then complete the sentences:




The three objects are made of \_\_\_\_\_ , and can have these characteristics:

- \_\_\_\_\_ like the racquets.
- \_\_\_\_\_ like the water bottles.
- \_\_\_\_\_ like the coloured bag.

Complete the process of making a jersey, based on the information below.


**2.**



Sheep



\_\_\_\_\_



Jersey



Name: .....

Course: .....

### 1. Find the names of four tools.



L	L	P	I	S	O	O	L
H	A	M	M	E	R	L	O
A	P	K	S	E	P	I	L
S	C	I	S	S	O	R	S
E	Z	I	Q	R	L	E	A
P	E	N	C	I	L	D	W



### 2. Match each job with its tool.



Name: .....

Course: .....

### 1. Who uses them? Match.

hairdresser

carpenter

farmer

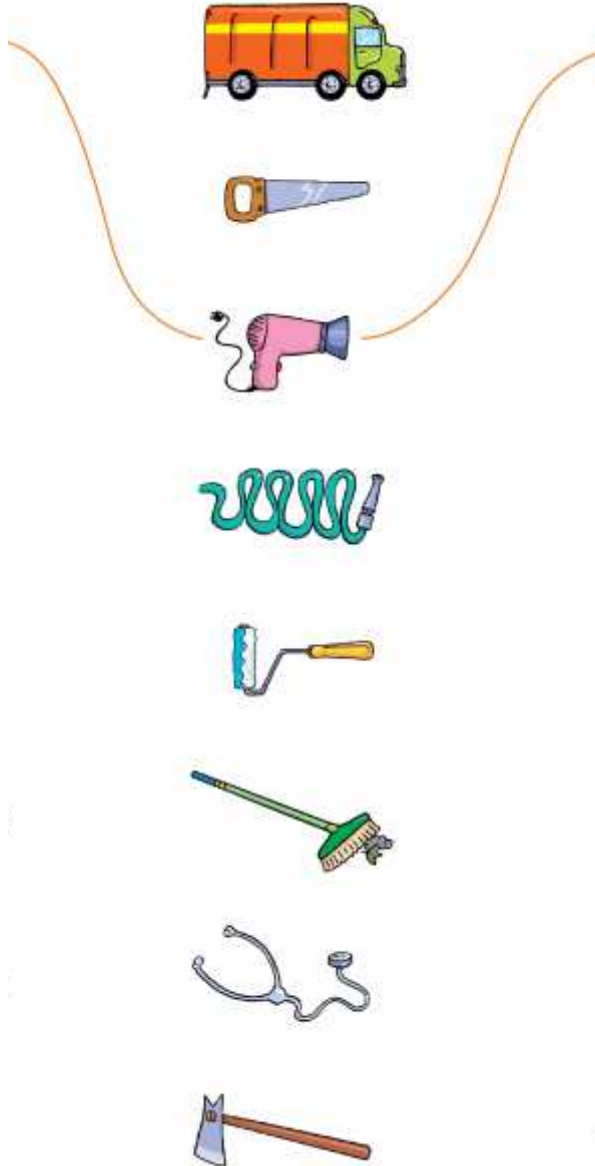
painter

fireman

sweeper

driver

doctor



dryer

roller

lorry

stethoscope

saw

brush

hoe

hose

### 2. Guess.

You always see me. Now think carefully. I'm clean when I'm dark, and I'm dirty when I'm white.

In the corner of the room where I am placed, you go with paper you don't want anymore.

What am I? .....

What am I? .....