


Name: .....

Course: .....


### 1. Draw your school.



### 2. Match each teacher with their material.

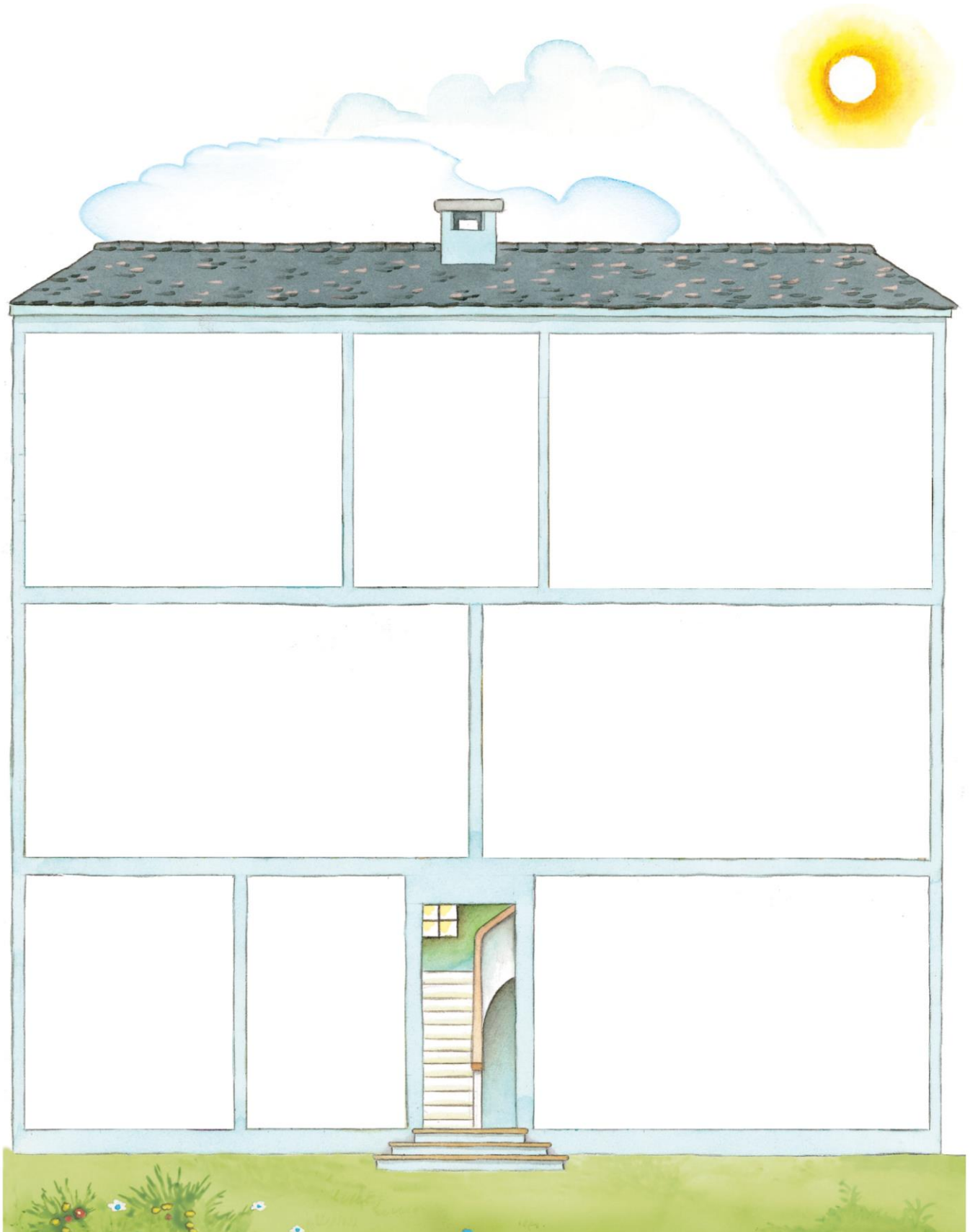


### 3. Tick whether it is correct ☒ or incorrect ☒.



Name: .....

Course: .....

**1.** Cut out and stick.

Name: .....

Course: .....

2. Look out the window. What do you see? **X**


☐

☐






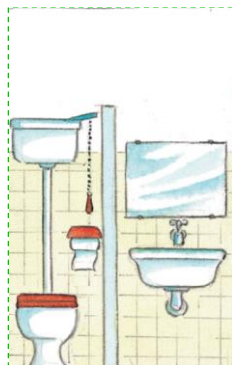

☐

☐

☐

☐

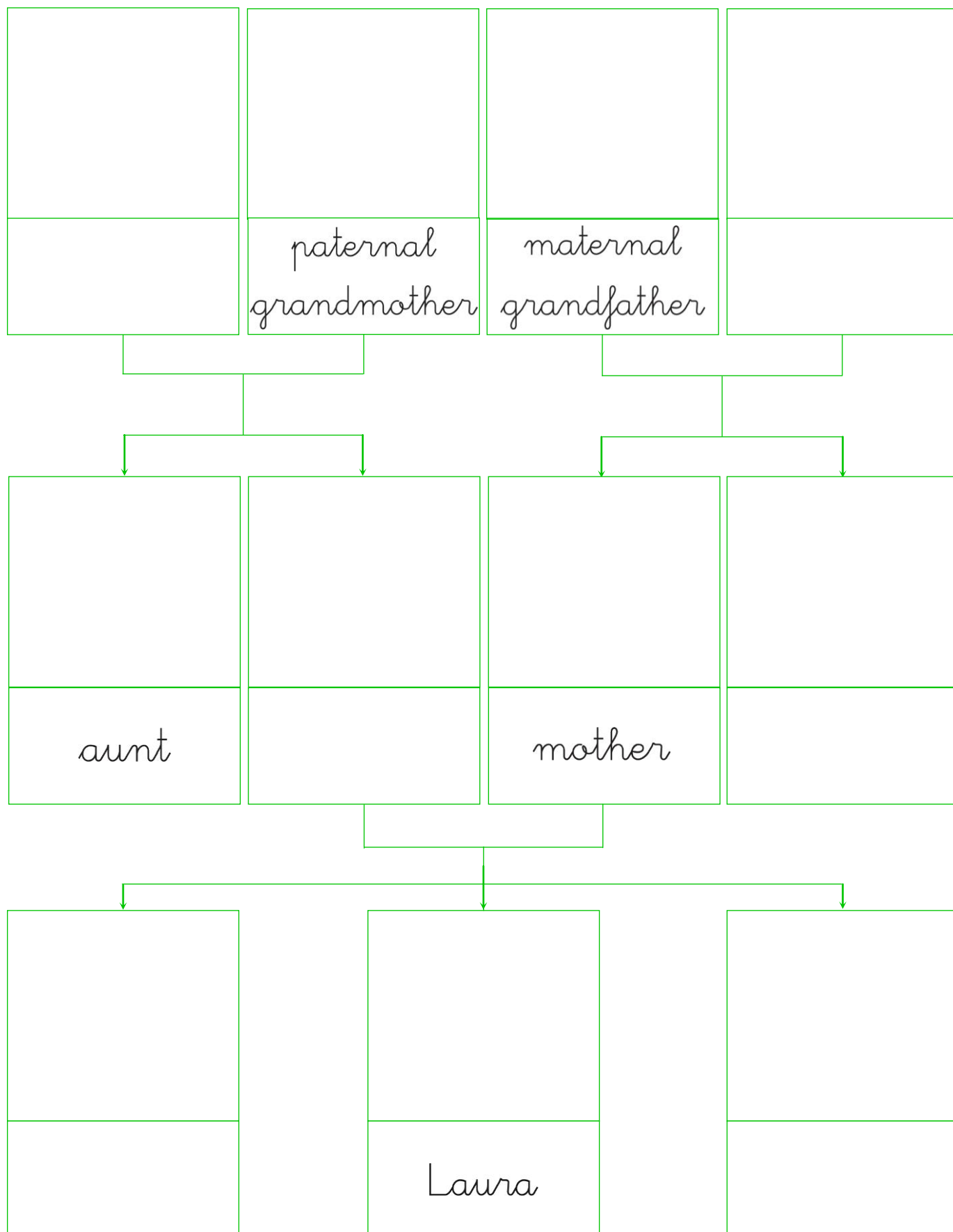
☐

☐


Name: .....

Course: .....

### 1. Complete.



## UNIT 2

## REINFORCEMENT ACTIVITIES

Name: .....

Course: .....



father



sister



maternal  
grandmother



uncle



paternal  
grandfather




brother

Name: .....

Course: .....

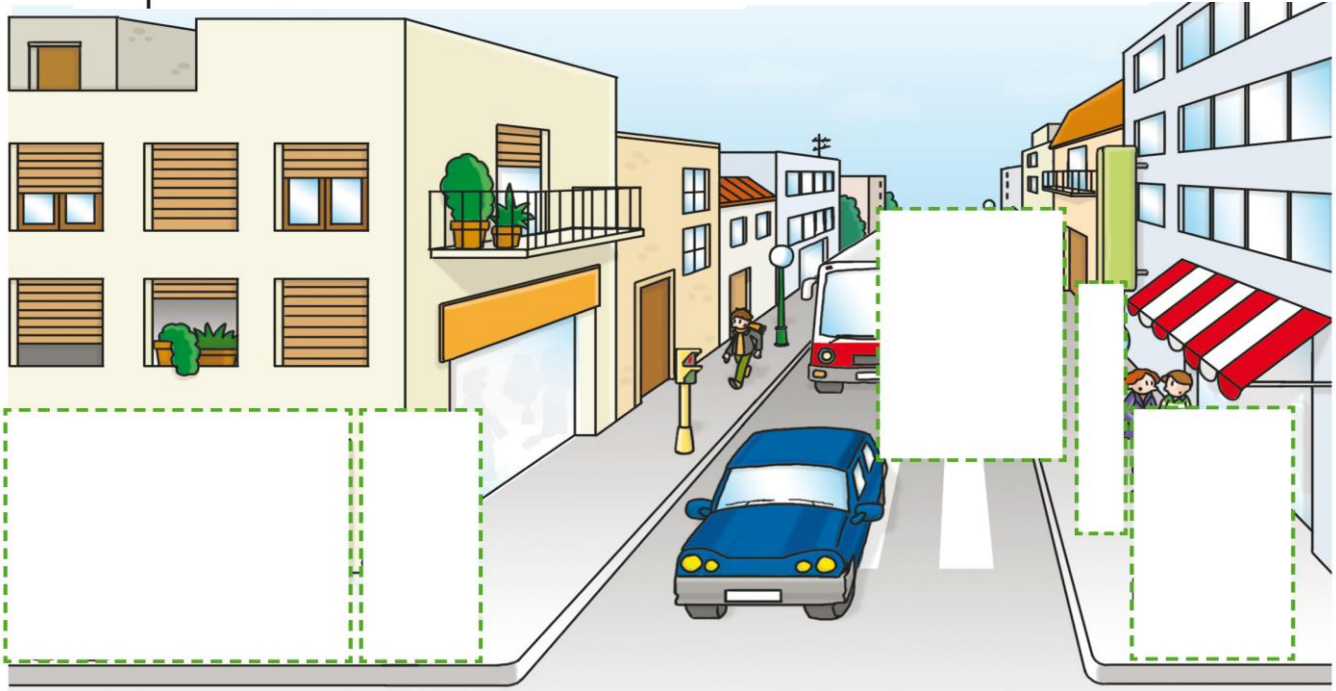
### 1. Look and say.



Name: .....

Course: .....

### 1. Explain, cut out and stick.



### 2. Say what they mean and match.



Information      Obligation      Warning      Prohibition



Name: .....

Course: .....

**1.** Write the address of where you live.

Name of the street: .....

Number: ..... Floor: ..... Door: .....

Town: .....

**2.** Classify.☐ Sea☐ Air☐ Individual☐ Passenger☐ Land☐ Sea☐ People☐ Goods☐ Individual☐ Passenger☐ Goods☐ People

Name: .....

Course: .....

### 1. Village or city.



.....  
 .....  
 .....



.....  
 .....  
 .....



.....  
 .....  
 .....

### 2. Circle the streets in the city.



### 3. Look at the image and complete.



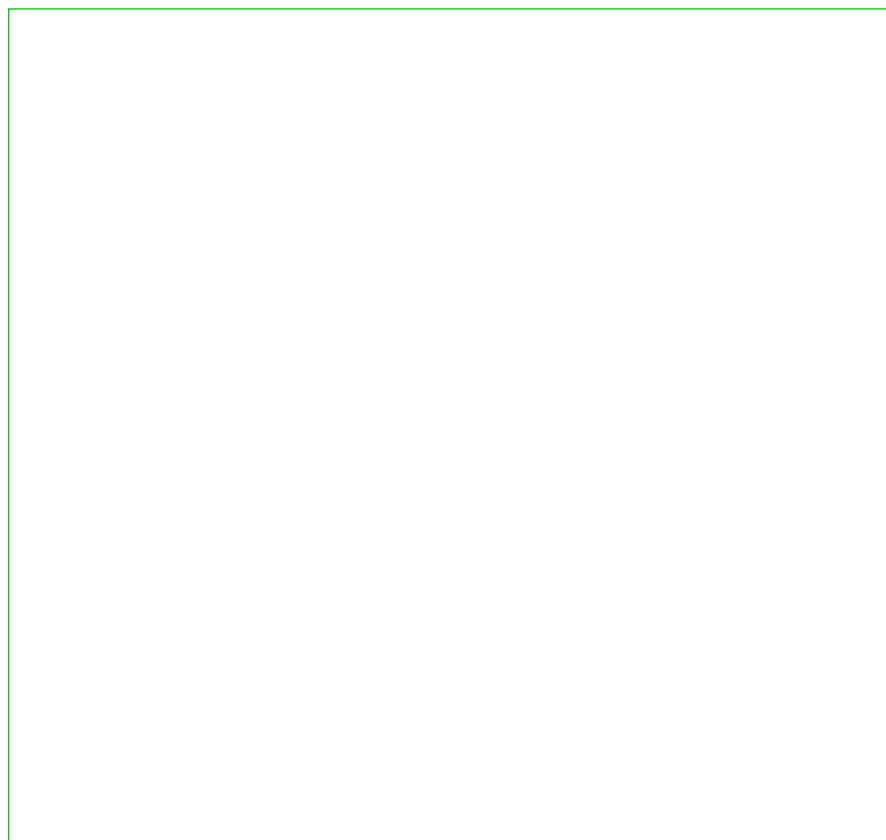
The public buildings in the neighbourhood are

.....  
 .....  
 .....

Name: .....

Course: .....

### 1. Draw and mark with a X.



narrow

☐

wide

☐

long

☐

short

☐

quiet

☐

noisy

☐

has houses

☐

has flats

☐

### 2. What is your locality like?



In my locality there is


.....  
 .....  
 .....

In my locality there is no

.....  
 .....  
 .....

Name: .....

Course: .....

**1.** Look, read and number.

- ① bridge      ② river      ③ valley      ④ trees  
⑤ mountain      ⑥ road      ⑦ tunnel

**2.** Write true (T) or false (F):

- ☐ The earth becomes dry when it rains.  
☐ Rain is necessary for life.  
☐ If it rains a lot, the rivers overflow.  
☐ Rain and snow do not change the landscape.

**3.** Say how to protect the environment.

Name: .....

Course: .....

### 1. Match the rubbish with the correct container.



Plastic



Glass



Paper



Organic



### 2. Match the processes.



Name: .....

Course: .....

## 1. Write.

Today I used water to .....

## 2. Write true (T) or false (F):

☐

Water is blue.

☐

Ice is water in a solid state.




☐

Water is scarce and should not be wasted.

☐

Animals do not need air to live.

## 3. What is the weather like?



Name: .....

Course: .....

### 1. Complete.

River without fish

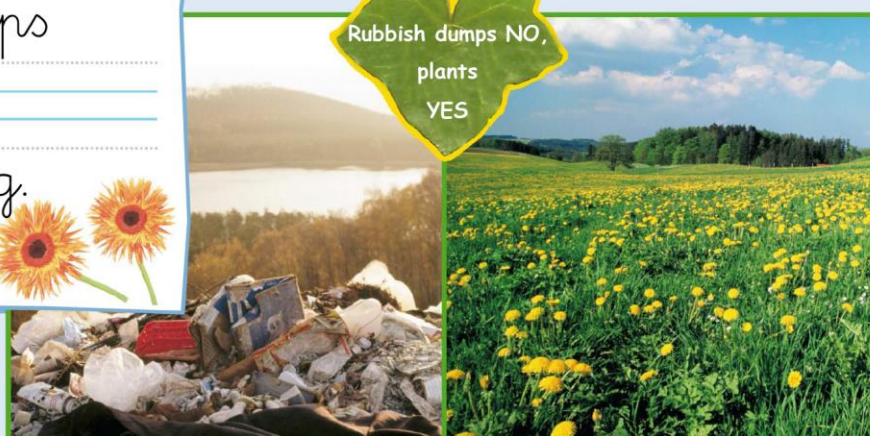


Dirt in the rivers kills  
the .....

Rubbish dumps  
prevent .....  
from growing.



Rubbish dumps NO,  
plants  
YES



poor animals and plants!



Air pollution harms  
the .....  
and the .....



Name: .....

Course: .....





### 1. Identify and match.

Sun		Satellite of the Earth.
Moon		The planet where we live.
Earth		Star that gives us light and heat.

### 2. Write true (T) or false (F).

- ☐ The Earth revolves on its axis.
- ☐ The Earth takes 48 hours to rotate fully.
- ☐ The Earth revolves around the moon.
- ☐ The Sun's position in the sky changes.

### 3. Write the names of the moon phases.

			
<hr style="border-top: 1px dashed;"/> <hr style="border-top: 1px solid blue;"/> <hr style="border-top: 1px solid blue;"/> <hr style="border-top: 1px dashed;"/>	<hr style="border-top: 1px dashed;"/> <hr style="border-top: 1px solid blue;"/> <hr style="border-top: 1px solid blue;"/> <hr style="border-top: 1px dashed;"/>	<hr style="border-top: 1px dashed;"/> <hr style="border-top: 1px solid blue;"/> <hr style="border-top: 1px solid blue;"/> <hr style="border-top: 1px dashed;"/>	<hr style="border-top: 1px dashed;"/> <hr style="border-top: 1px solid blue;"/> <hr style="border-top: 1px solid blue;"/> <hr style="border-top: 1px dashed;"/>

Name: .....

Course: .....

# 1. Read this text and investigate.



Neil Armstrong was an astronaut. Astronauts travel the Universe to know it better. In 1969, Neil travelled on board a spacecraft. Thanks to the spacesuit he was wearing, he could leave the spacecraft and walk on the moon.

- What is the work of astronauts?

.....

.....

.....

.....

.....

- How do they dress? What is their suit for?

.....

.....

.....

.....

.....

- What vehicles do they use to travel the Universe?

.....

.....

.....

.....

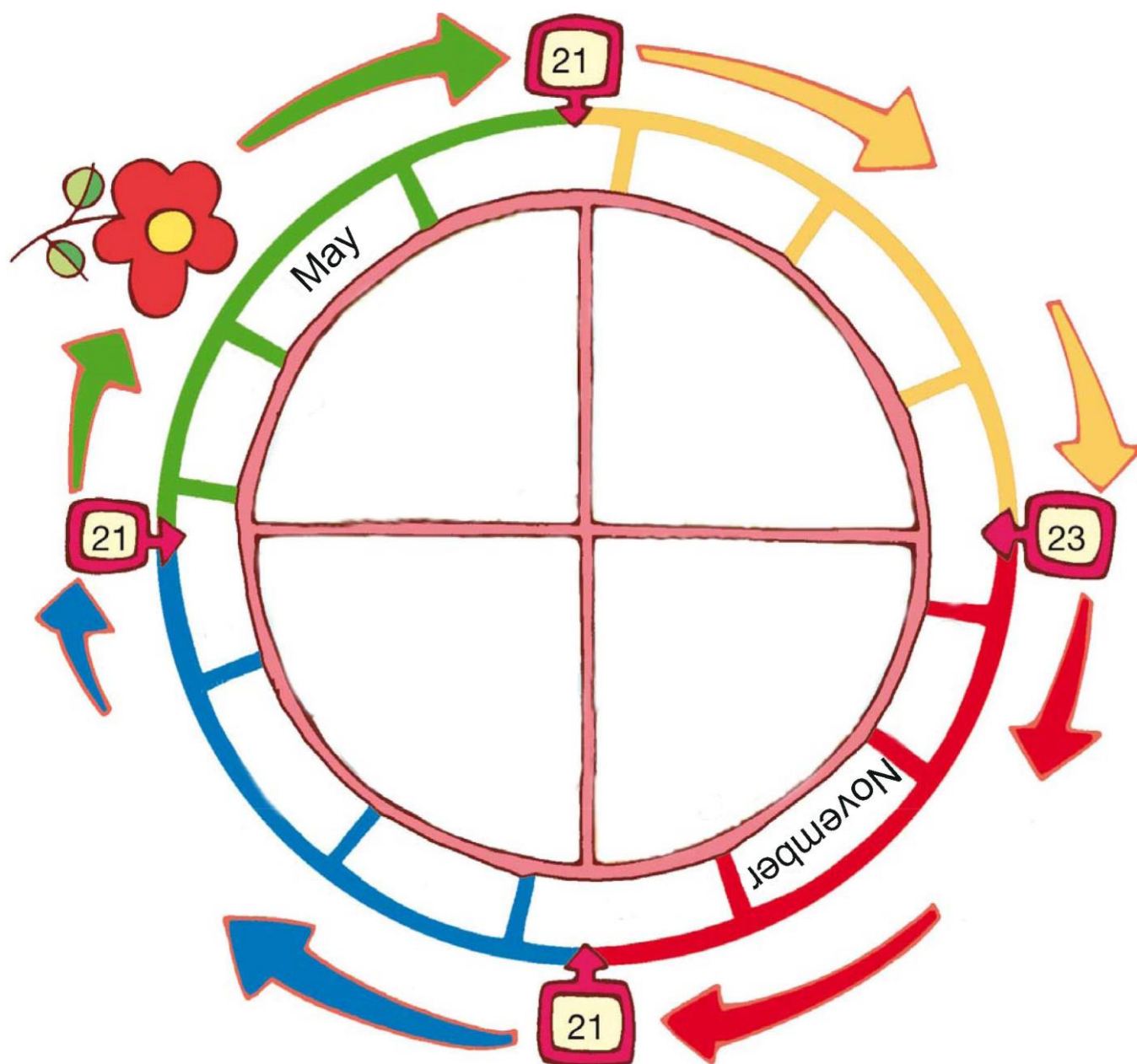
.....

Name: .....

Course: .....






### 1. Cut out and stick.

spring



Name: .....

Course: .....



winter

summer

autumn

March

September

June

April

October

July

February

December

January

August

Name: .....

Course: .....

**1.** Listen, read and colour.

Before



Now



After

☐

It snowed at Christmas.

☐

It was sunny yesterday.

☐

Now we're eating bread.

☐

Today we're doing Environment.

☐

Ana will come tomorrow.

☐

We will eat at 1 o'clock.

**2.** Complete this table and add two activities you did yesterday, that you are doing today, and that you will do tomorrow:

Yesterday	Today	Tomorrow

– What day of the week...

was yesterday?

.....

.....

.....

will tomorrow be

.....

.....

.....