









# Prepositions of place (1)



## 1 Main uses

at		There's someone <b>at</b> the door. She's <b>at</b> her desk by 9.00 every day. Write your name <b>at</b> the top of the paper.	below		Adrian is standing <b>below</b> the clock. The coats are in the cupboard <b>below</b> the stairs.
in		There are some books <b>in</b> the cupboard. There was no one <b>in</b> the house.	under		The rubbish bin is <b>under</b> the desk. I keep my old school books <b>under</b> the bed.
on		The computer is <b>on</b> the desk. The poster is <b>on</b> the wall.	next to by beside		The cupboard is <b>next to/by/beside</b> the desk. He lives in the house <b>next to/by/beside</b> the school.
above		There's a poster on the wall <b>above</b> the desk. He lives in the flat <b>above</b> the shop.	near		Adrian is standing <b>near</b> the door. She works at the shop <b>near</b> the station.

## 2 Other uses

We use **at** with

- home and places of study/work:  
**at home, at school, at university, at work, at the office**
- other places in a town:  
**at the doctor's, at the cinema, at the station**

We use **in** with

- towns and countries:  
**in Milan, in Italy, in Europe**

! **X** I live **at** Buenos Aires. **✓** I live **in** Buenos Aires.

## Practice

### 1 Match the two parts of the sentences.

- |  |  |
|--|--|
| 0 There were some really good bands      | A on the desk in my office.            |
| 1 Your coats and scarves are             | B on the bedroom wall?                 |
| 2 Who painted that lovely picture        | C in the cupboard by the front door.   |
| 3 Can you put your old papers in the bin | D at her best friend's wedding.        |
| 4 You'll find the tickets                | E under the sink?                      |
| 5 At the moment Meral is living          | F at the festival last year.           |
| 6 Louisa met her husband                 | G in Izmir, but she comes from Ankara. |

### 2 GRAMMAR IN USE Complete the conversation with the correct phrases from the box.

#### 2.38 Listen and check.

beside the park in the office block in the park near the festival ~~near the station~~ next to our house

- A How are you getting to the festival on Saturday?  
 B I'm going by train. We live quite (0) *near the station* – it's only about a fifteen-minute walk.  
 A That's too far with luggage!  
 B No, I'll take a taxi to the station. The taxi office is (1) ..... next door.  
 A That'll be expensive. Why don't you drive here and we can go by bus? The bus stops (2) ....., just outside really.  
 B Does it stop (3) ....., then?  
 A Quite near, it's only about a five-minute walk.  
 B But the station is (4) ..... You can walk straight into the festival.  
 A Why don't we just drive? There's parking for the festival (5) .....  
 B That's true! Let's do that.

### 3 GRAMMAR IN USE Look at the picture. Complete the text with prepositions.

#### 2.39 Listen and check.



Hi Melissa!

About Saturday – let's meet at the station. You can't miss it – there's a huge clock (0) *on* the wall at the front and there's a car park (1) ..... the station. I'll meet you at the taxi stop (2) ..... the station – it's just outside. There are some nice shops (3) ..... the station and we can have lunch at the café (4) ..... the department store. The cinema is right (5) ..... the store, so we can go straight there after lunch. Maggie can't meet us for lunch so she'll just meet us (6) ..... the cinema at 2.30. See you then! Jackie

# Prepositions of place (2)



## 1 in front of, behind, opposite, between

in front of		Joanne is <b>in front of</b> Simon. Annie sits <b>in front of</b> me in the class.
behind		Simon is <b>behind</b> Joanne. There's a police car <b>behind</b> our car.
opposite		The snack bar is <b>opposite</b> the ticket office. My house is <b>opposite</b> the post office.
between		Simon is <b>between</b> Joanne and Mariella. That's me in the photo – <b>between</b> mum and dad.



- ✗ The snack bar is **opposite to** the ticket office.  
 ✓ The snack bar is **opposite** the ticket office.

## 2 Describing a picture

We use prepositions to describe where things are in a picture.  
Read this description of the picture at the top of the page.

The picture shows the entrance to a festival.

**At the front** we can see the ticket office. Three people are waiting for tickets.

There's a festival stage **at the back**.

The ticket office is **on the left** of the picture and the snacks are **on the right**.

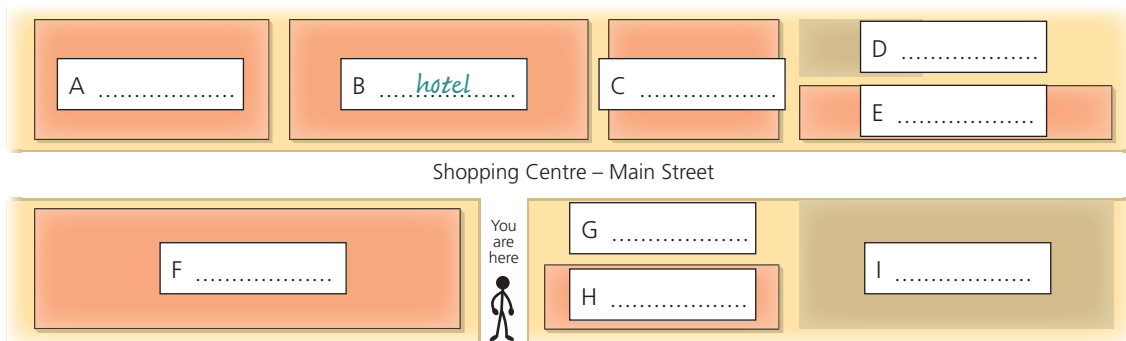
**In the centre** there's a group of people.

**At the top** we can see the sky and **at the bottom** we can see some children.

## Practice

### 1 Look at the plan below. Then choose the correct words in *italics*. 2.40 Listen and check.

- |  |  |
|--|--|
| 0 A is on the <i>right</i> / <i>left</i> of B.   | 5 G is <i>opposite</i> / <i>in front of</i> C. |
| 1 C is <i>opposite</i> / <i>between</i> B and E. | 6 I is on the <i>right</i> / <i>left</i> of H. |
| 2 D is <i>in front of</i> / <i>behind</i> E.     | 7 E is <i>behind</i> / <i>opposite</i> I.      |
| 3 F is <i>opposite</i> / <i>between</i> A and B. | 8 C is on the <i>right</i> / <i>left</i> of E. |
| 4 G is <i>between</i> / <i>in front of</i> H.    |  |



### 2 **GRAMMAR IN USE** Now read the text. Write the correct places in the plan.

The biggest building in the shopping centre is the department store. It's opposite the supermarket and a small hotel. The hotel is on the right of the supermarket. On the right of the hotel is a cinema, and opposite that is the café, which has a lot of tables and chairs in front of it. The café is on the left of the bus station, which is opposite the sports centre. That has a small area behind it with a tennis court.

### 3 **GRAMMAR IN USE** Look at the photo. Complete the text with the correct words from the box. 2.41 Listen and check.

back ~~front~~ left right top

The picture shows a scene from Chinese New Year in London. At the (0) *front* ..... we can see people holding models of a dragon and a bird. There are some old buildings and shops on the (1) ..... and (2) ..... of the picture. It is a nice day because we can see blue sky at the (3) ..... Behind all the people, at the (4) ..... , there are more colourful things that are part of the festival.



### 4 Now look at a picture in the room you are in, or find a picture from this book. Write three sentences with prepositions to describe it.

*At the front I can see ...*  
 .....  
 .....  
 .....