


# Contents



**1**

Celebrations

3 - 22

**2**

DVD

Animated Story

23 - 28

Real Kids

29 - 42

**3**

Richmond Primary Reader

43 - 48

**4**

Reading Worksheets

49 - 60

**5**

Review Games

61 - 68

**6**

Tests

69 - 104

**7**

Values

105 - 134

**8**

Vocabulary Lists

135 - 140

**9**

Young Learner and Trinity Exams

141 - 144







# Celebrations



## ✱ Halloween:

Haunted house 1 . . . . .	4
Haunted house 2 . . . . .	5
Haunted house 3 . . . . .	6
Haunted house 4 . . . . .	7


## ✱ Thanksgiving:



Food . . . . .	8
Pilgrims . . . . .	9
Indians . . . . .	10

## ✱ Christmas:

Father Christmas's sleigh . . . . .	11
Reindeer . . . . .	12
Father Christmas and elves . . . . .	13



## ✱ Valentine's Day:

Hearts . . . . .	14
Cupid . . . . .	15
Doves . . . . .	16



## ✱ Easter:


Bunny 1 . . . . .	17
Bunny 2 . . . . .	18
Bunny 3 . . . . .	19
Bunny instructions . . . . .	20





# Halloween 1

Haunted house 1

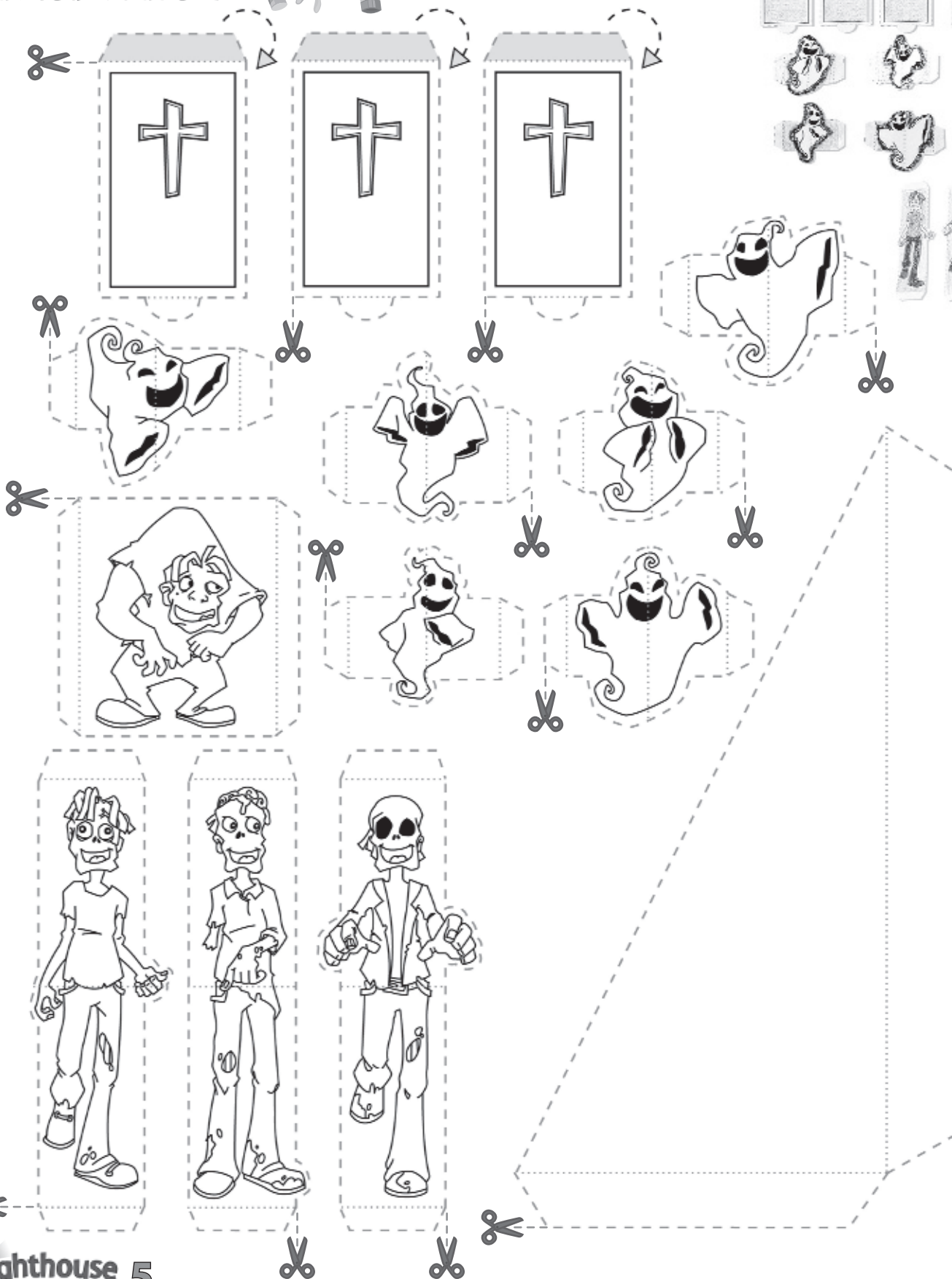







# Halloween 2

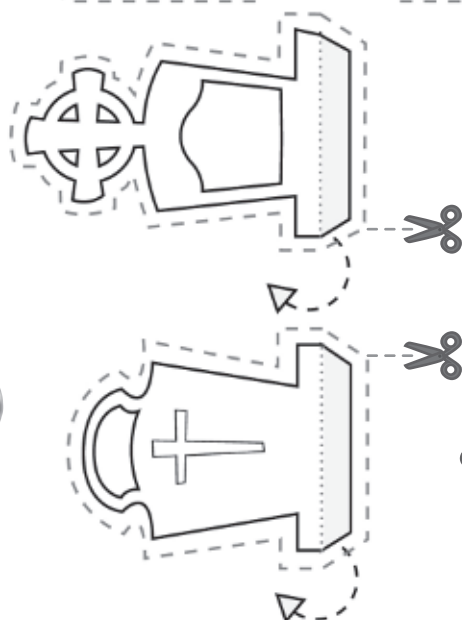
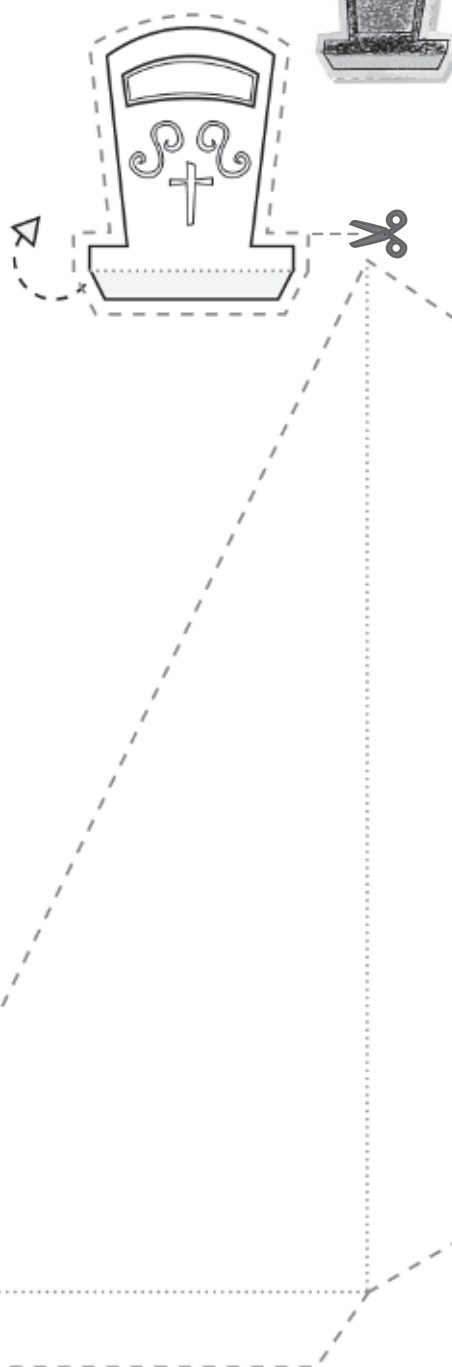
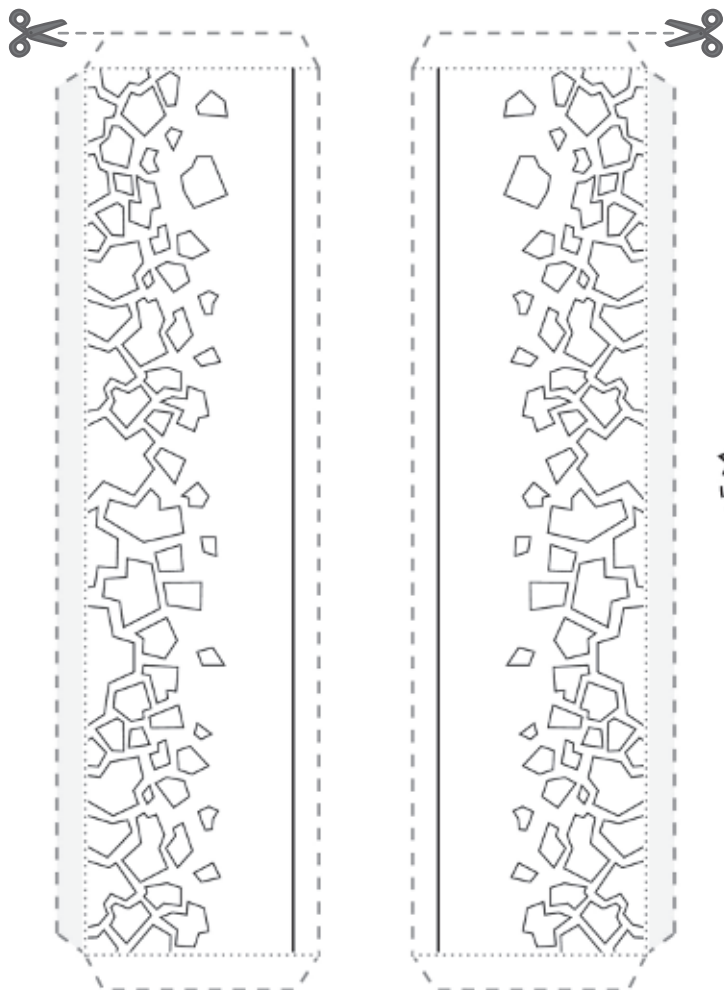
## Haunted house 2





# Halloween 3



## Haunted house 3





# Halloween 4

## Haunted house 4








# Thanksgiving 1

Food

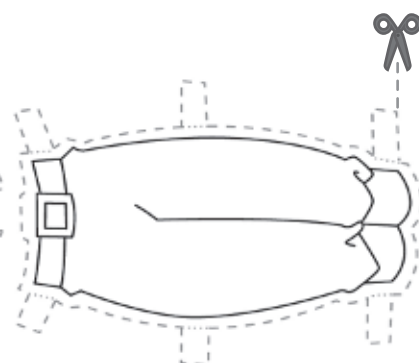
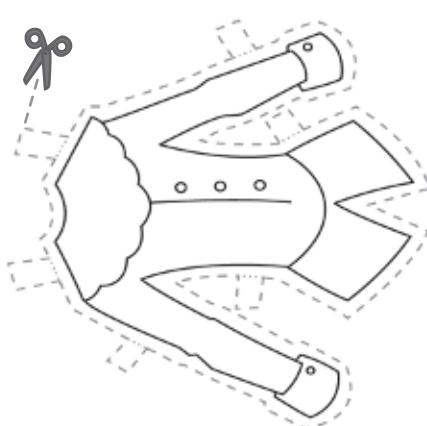
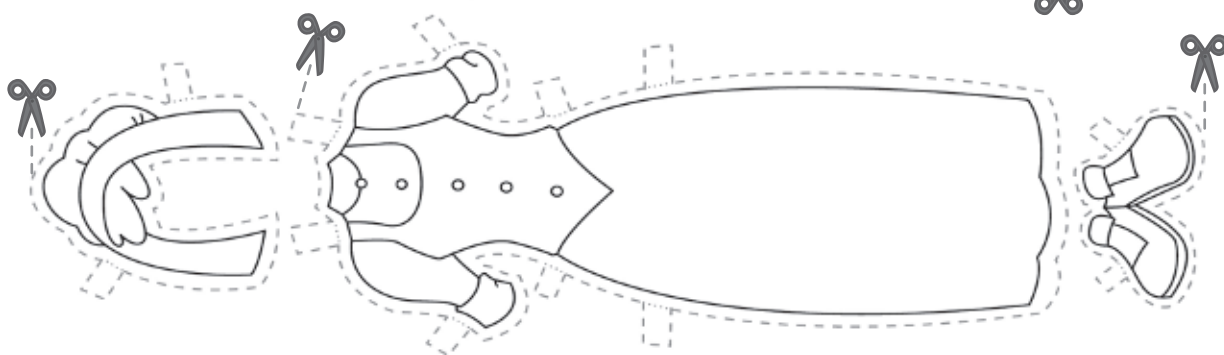
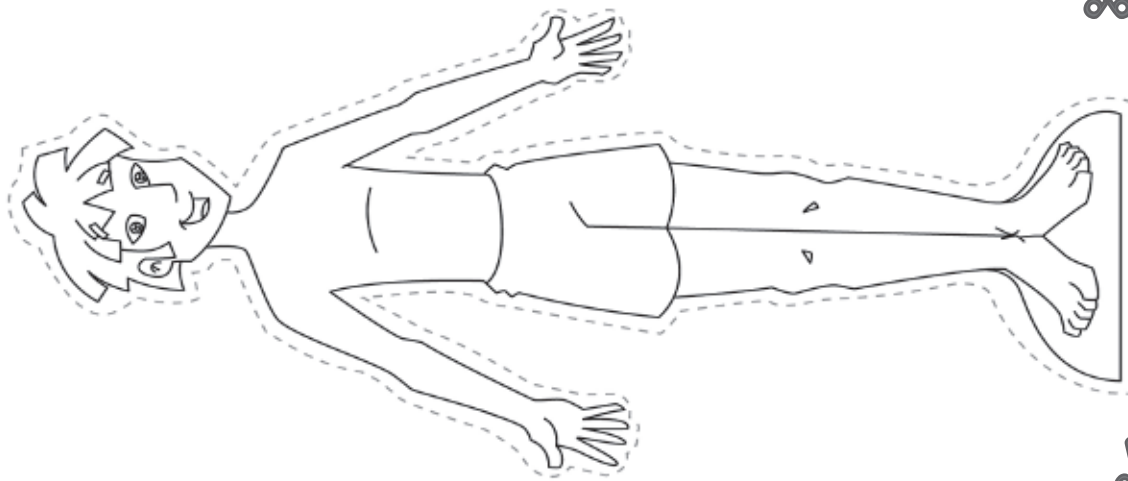
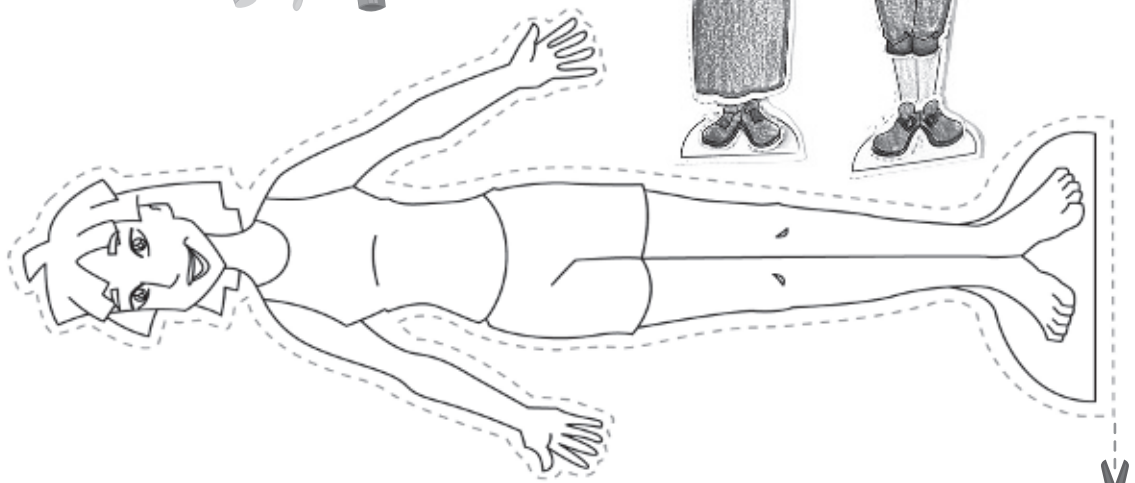
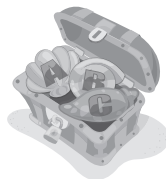






# Thanksgiving 2


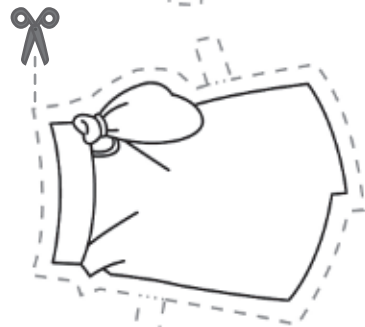
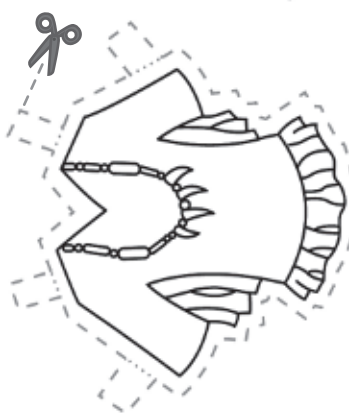
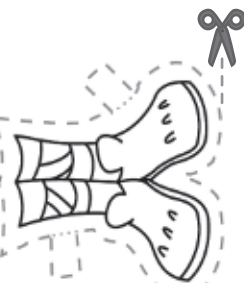
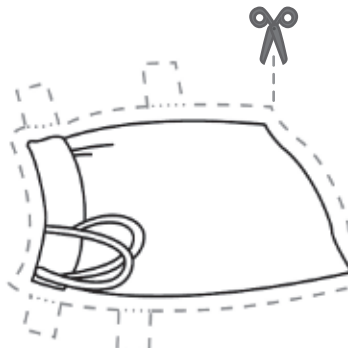
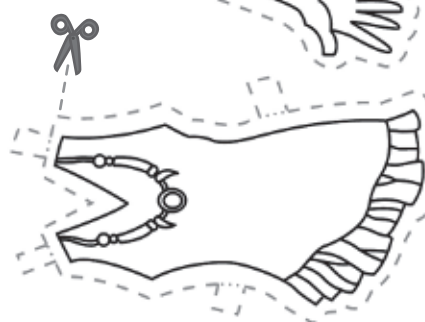
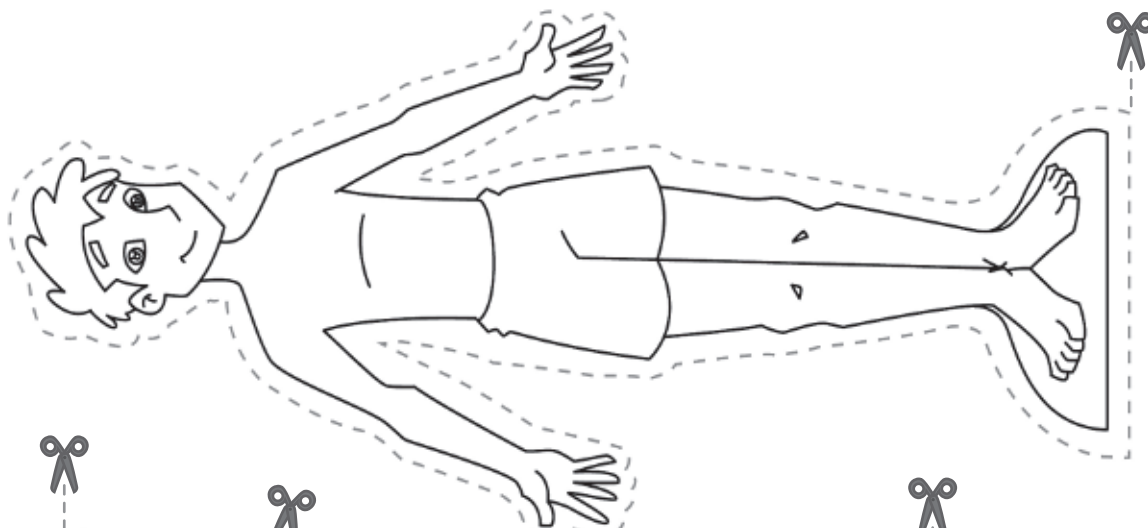
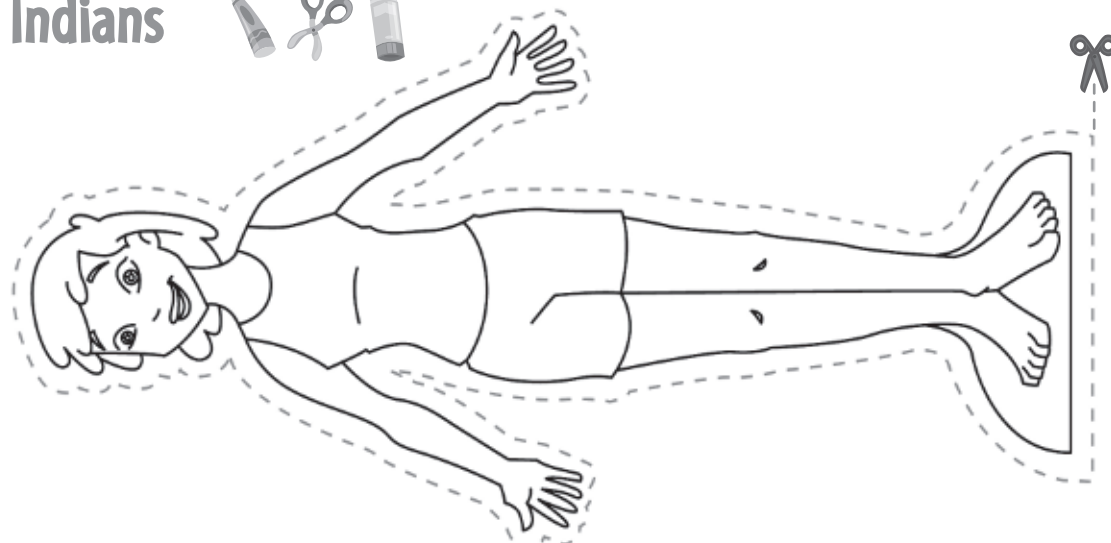
## Pilgrims





# Thanksgiving 3


Indians





# Christmas 1

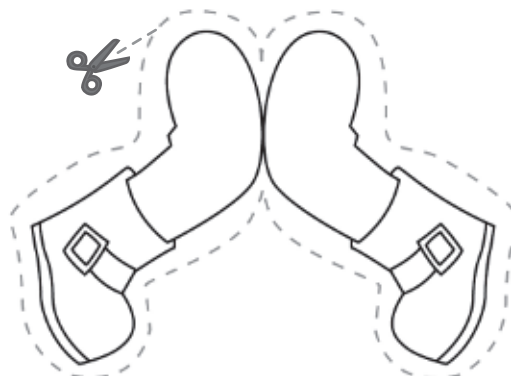
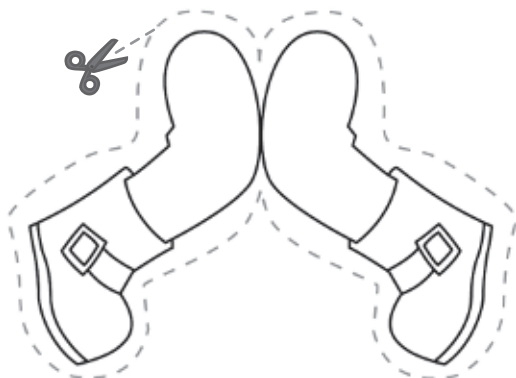
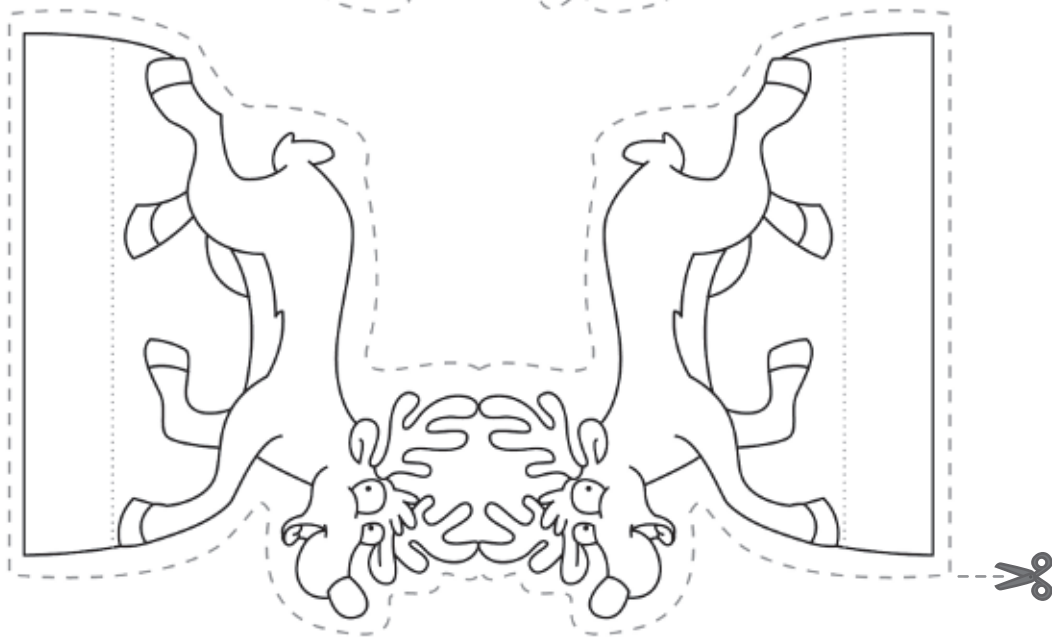

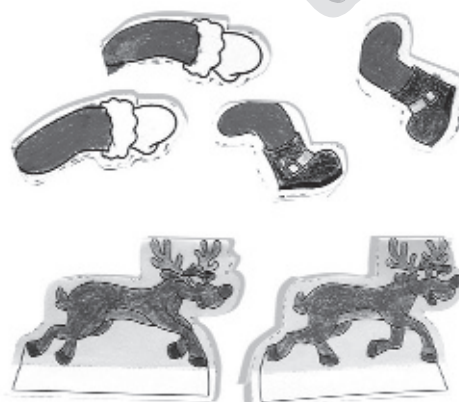
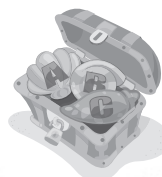
## Father Christmas's sleigh





# Christmas 2

## Reindeer


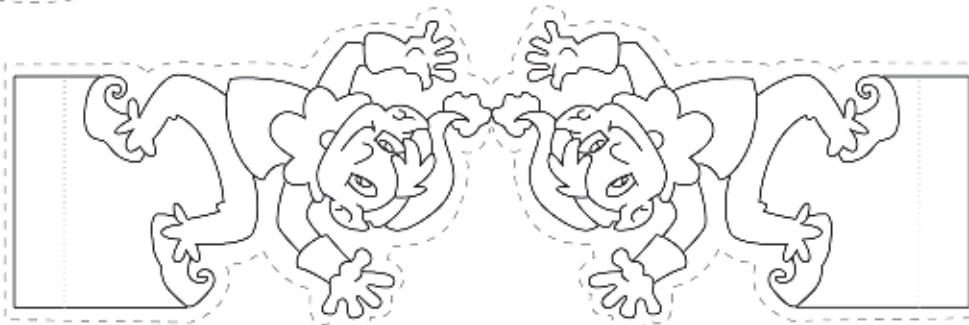







# Christmas 3

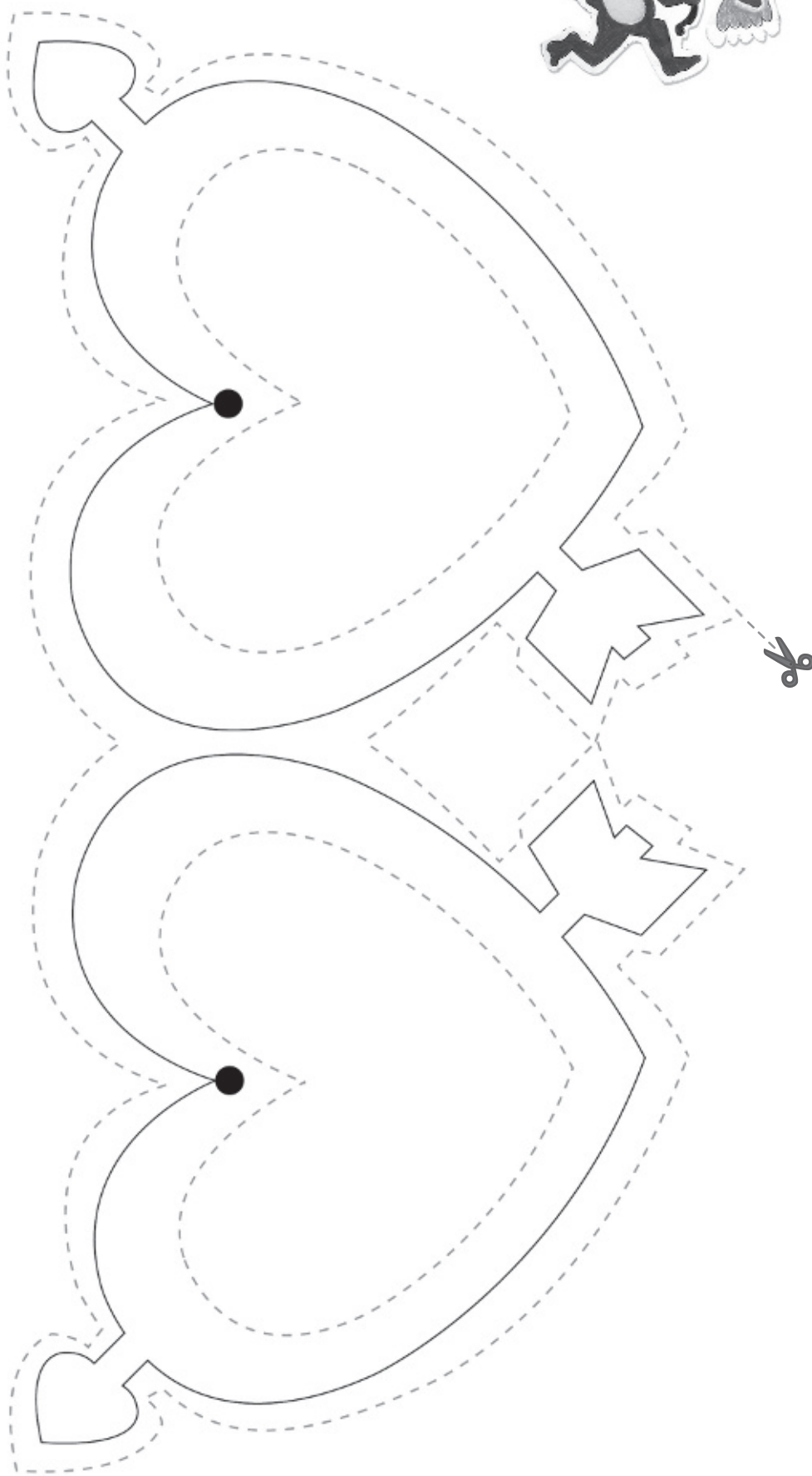

## Father Christmas and elves





# Valentine's Day 1

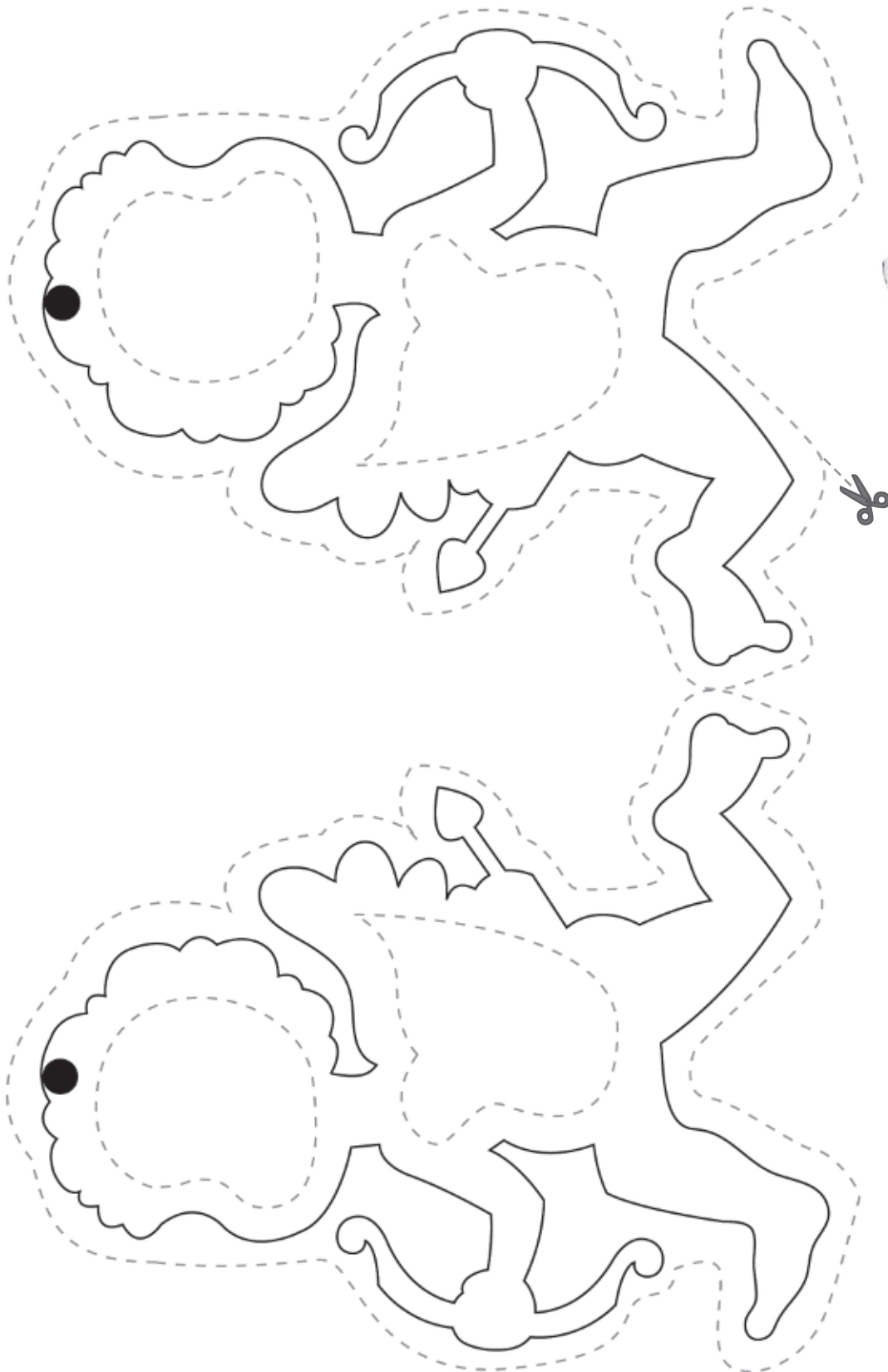
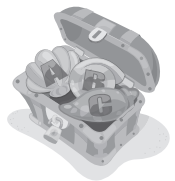
Hearts





# Valentine's Day 2

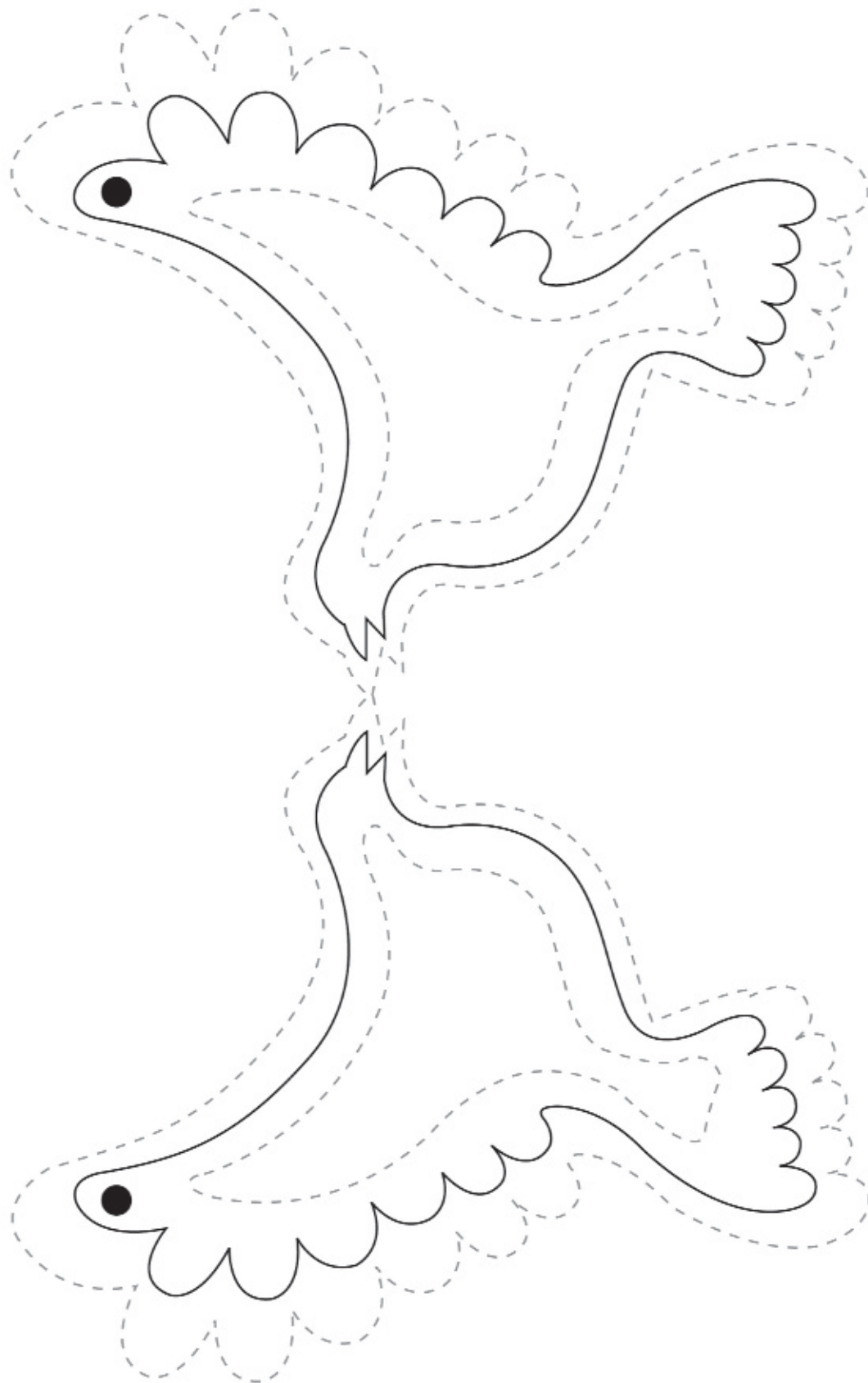
Cupid





# Valentine's Day 3

Doves

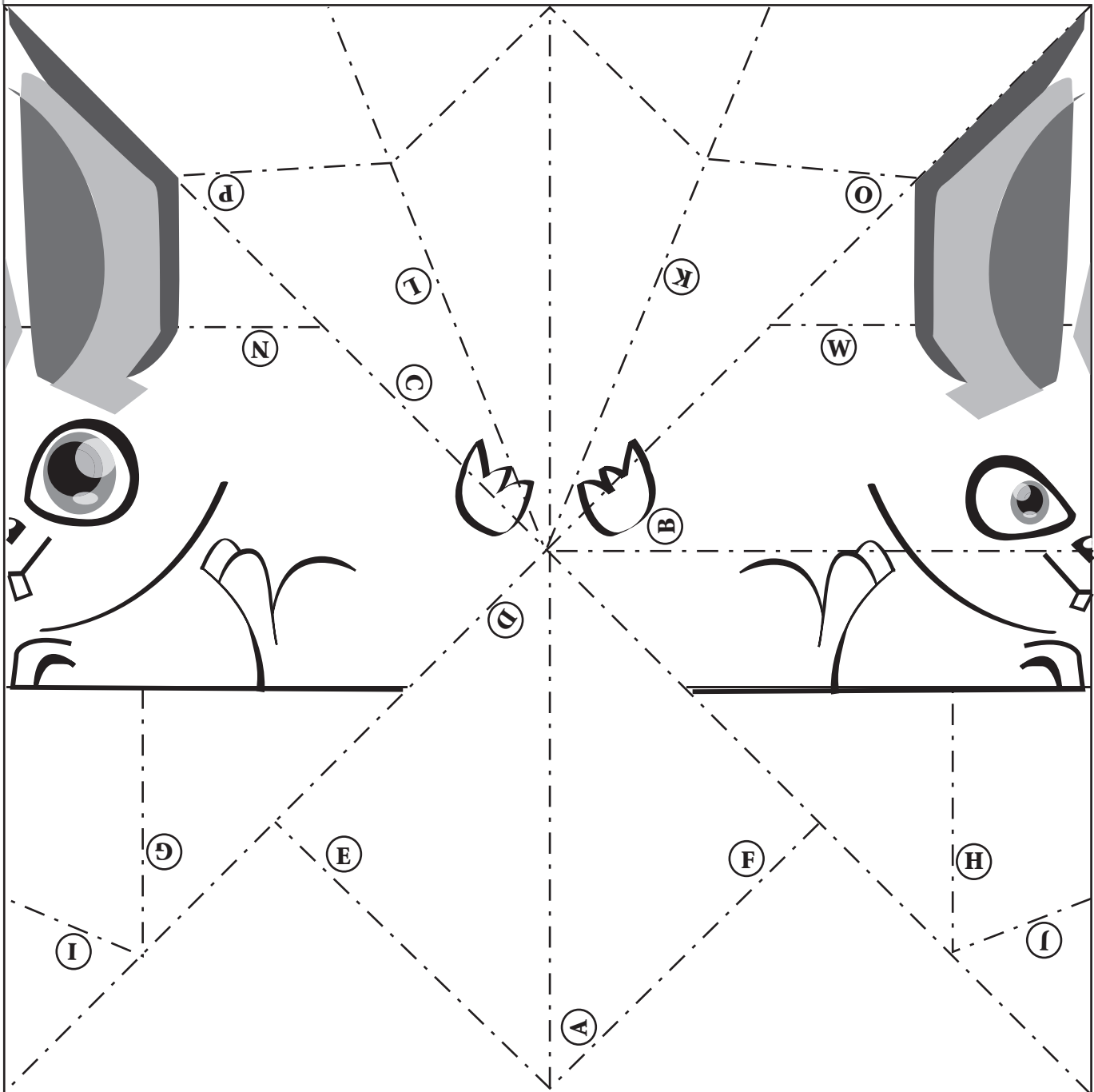
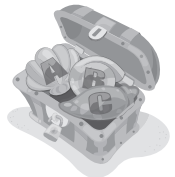






# Easter 1

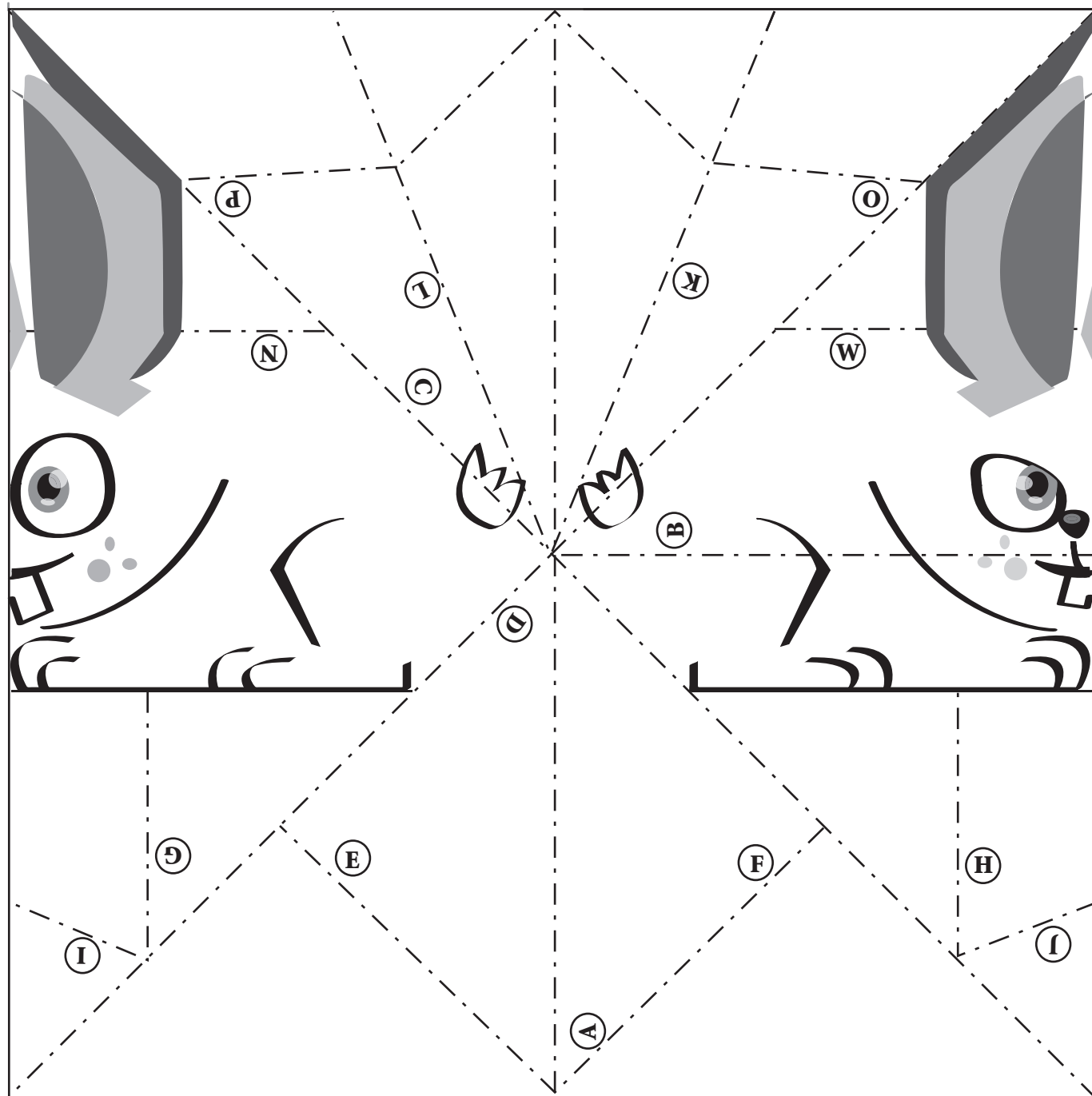
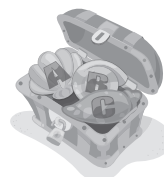
## Bunny 1





# Easter 2

Bunny 2



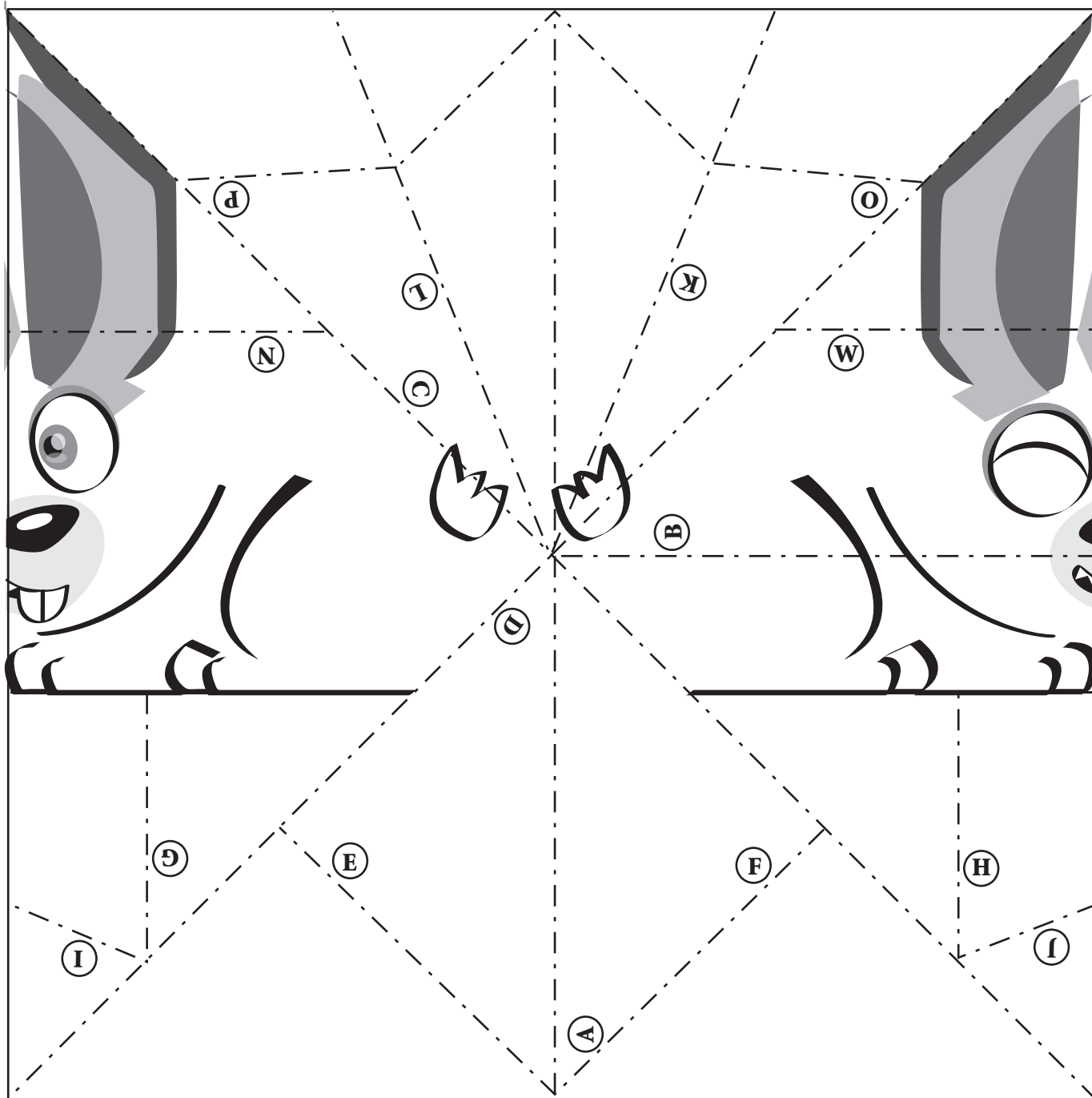
Celebrations

18



# Easter 3


Bunny 3






# Easter 1, 2, 3 Instruction pages

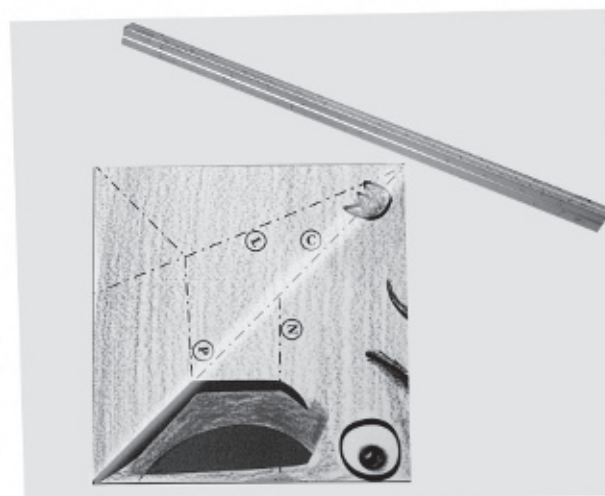
## Bunny instructions




1. Fold along line A.



2. Fold along line B and flip the template over.

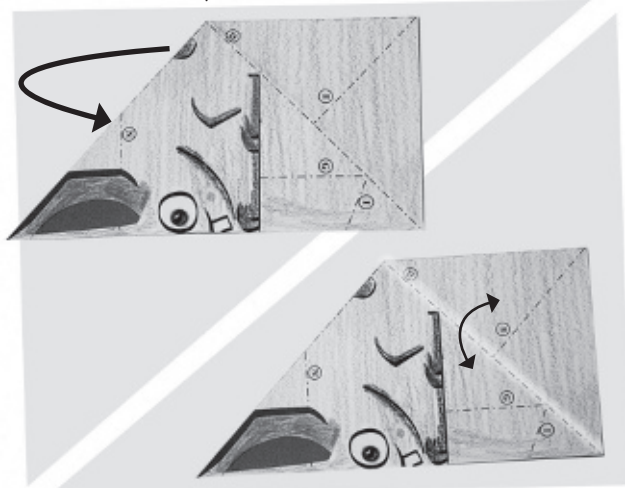


3. Fold and unfold along line C.




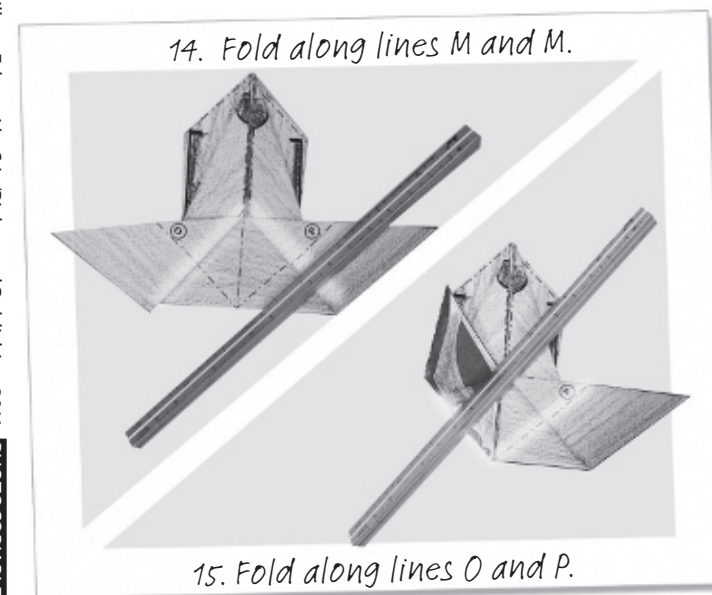
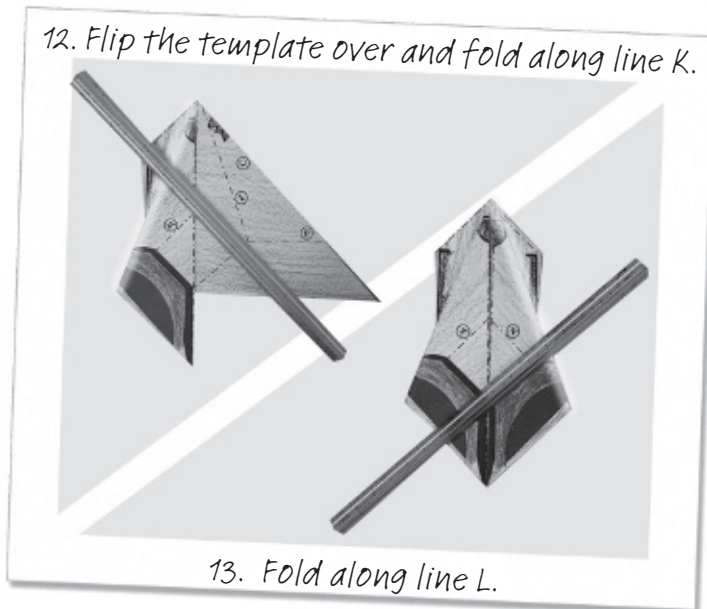
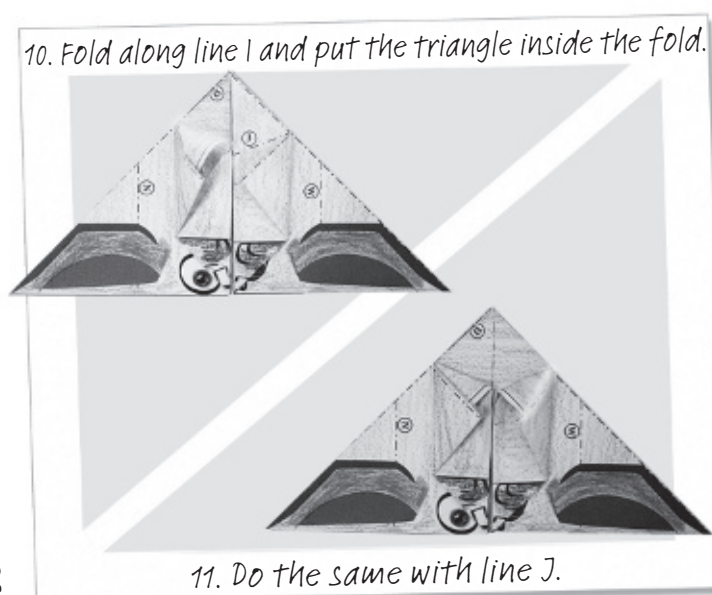
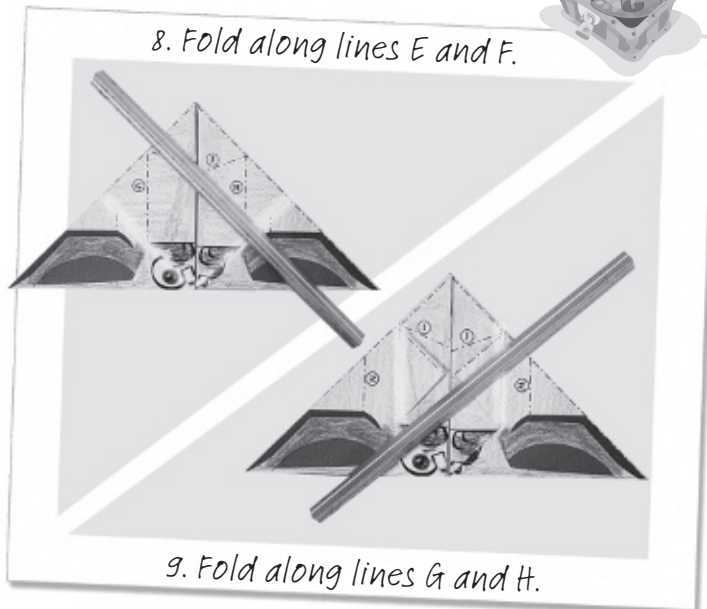
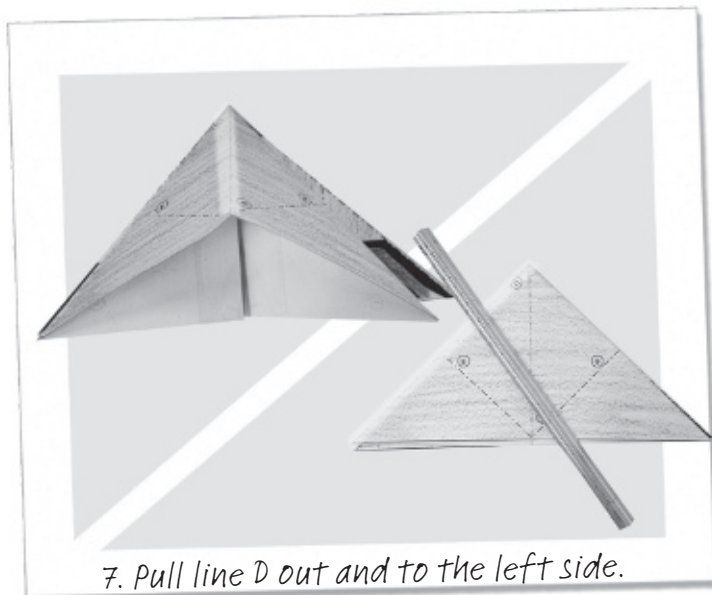
4. Pull line C out and to the right side.

5. Flip the template over.



6. Fold and unfold line D.









# DVD



## ✳ Animated Reader: Mystery Island

Teacher's Notes . . . . .	24
Worksheet 1 . . . . .	26
Worksheet 2 . . . . .	27
Worksheet 3 . . . . .	28

## ✳ Real Kids:

Interviews . . . . .	29
Animals . . . . .	30
Where we live . . . . .	31
Weather and food . . . . .	32
London . . . . .	33
Family birthday . . . . .	34
Activities . . . . .	35
What we like . . . . .	36
Scripts . . . . .	37
Answers . . . . .	41





# Mystery Island

## Before you watch

Write *summer holidays* on the board and ask the children to suggest things they like to do in the summer holidays and write them on the board. Invite the class to guess how you spend the summer holidays, giving them clues or miming to help them guess. Tell the class that the story is about three children and an adventure they have on their summer holidays.

## While you watch

Speculate: pause on the scene with the children in the tower. Draw the children's attention to the question: *How can they escape?* and ask the class to suggest ways the children might escape from the tower. Accept all their answers and then see if anyone was right by watching the next part of the story.

## After you watch

Check the children's comprehension by eliciting the names of the three children: *Star*, *Leo* and *Avril*. Then ask the children to remember the presents the people on the island give each child and how they use them: They give *Star* a sword which shines brightly and blinds the businessman and his friends. They give *Leo* a compass which points to the blue symbol in the tower. They give *Avril* a book which shows that the blue symbol means that they have to push the magic door.

## Using the worksheets

### Worksheet 1

#### Read and complete the sentences.

Write the first sentence on the board: *Star looks through a telescope and sees the \_\_\_\_\_.* Read it with the children and elicit the missing word from them (island). Tell the children to complete the other sentences. If this is challenging for them, guide them by writing the initial letter of each word on the board: 1 = i; 2 = b; 3 = m; 4 = b; 5 = c, P; 6 = m, c.

### Worksheet 2

#### Look at the pictures, find mistakes and write.

Tell the children to look at the first picture and ask them to tell you how it is different from the story (*Avril* doesn't want to play football, she wants to paint). Elicit the two words needed to complete the sentences. Then tell the children to look at the other pictures, find a mistake and finish the sentences below them.

### Worksheet 3

#### Cross out two extra letters and write.

Ask the children to look at the first picture and elicit the word (compass). Then write **c u o m p a s s e** on the board and explain that there are two extra letters. Invite a volunteer to the front to cross out the extra letters. Ask the children to cross out the extra letters in the other words and then write the correct form on the line.

### Extension

Play *Family Trees*. Remind the children of the Polidoor family tree and ask them to make a family tree with their brothers, sisters, parents and grandparents.

Summer holidays. Ask the children to write a brief description of how they spend their summer holidays and draw a picture.





# Mystery Island Answers

## Worksheet 1

---

Read and complete the sentences.

- 1 island
- 2 book
- 3 music
- 4 beach
- 5 café, Polidoor
- 6 magician, castle

## Worksheet 2

---

Look at the pictures, find mistakes and write.

- 1 football, paint
- 2 sword, compass
- 3 shopping centre, hotel
- 4 gallery, museum

## Worksheet 3

---

Cross out two extra letters and write.

- 1 compass
- 2 sword
- 3 mist
- 4 tower
- 5 push
- 6 island
- 7 steps
- 8 telescope
- 9 magician
- 10 surprised



# Mystery Island

Name: \_\_\_\_\_ Class: \_\_\_\_\_

Read and complete the sentences.

1



Star looks through a telescope and sees the \_\_\_\_\_.

4



The old man meets Star on the \_\_\_\_\_.

2



The people on the island give Avril a special \_\_\_\_\_.

5



Jenny works in the \_\_\_\_\_.  
Her surname is \_\_\_\_\_.

6



Lord Polidoor was a \_\_\_\_\_.  
He lived in the \_\_\_\_\_.

3



Leo wants to listen to \_\_\_\_\_  
in the holidays.



# Mystery Island

Name: \_\_\_\_\_ Class: \_\_\_\_\_

Look at the pictures, find mistakes and write.




1

Avril doesn't want to play

\_\_\_\_\_ in the holidays.

She wants to \_\_\_\_\_.



2

The \_\_\_\_\_ doesn't point to the door.

The \_\_\_\_\_ points to the door.



3

The man doesn't want to build a

\_\_\_\_\_.

He wants to build a \_\_\_\_\_.



4

Jenny doesn't want to open a

\_\_\_\_\_.

She wants to open a \_\_\_\_\_.



# Mystery Island

Name: \_\_\_\_\_ Class: \_\_\_\_\_

Cross out two extra letters and write.





cuompasse

\_\_\_\_\_



puocsh

\_\_\_\_\_



swaored

\_\_\_\_\_



iaslamnd

\_\_\_\_\_



majgiciean

\_\_\_\_\_



mneist

\_\_\_\_\_




staerps

\_\_\_\_\_



suorpriessed

\_\_\_\_\_



taowher

\_\_\_\_\_



teleiscopee

\_\_\_\_\_





# Real Kids: Interviews

Name: \_\_\_\_\_ Class: \_\_\_\_\_

- 1** Make a list of the words for family members that you know. Compare your list with another student.

_____	_____	_____
_____	_____	_____
_____	_____	_____

- 2** Watch and write the ages.

Lauren	<input type="text"/>
Lucy	<input type="text"/>
Katherine	<input type="text"/>
Nicolas	<input type="text"/>
Alex	<input type="text"/>
Charlene	<input type="text"/>

- 3** Watch again and complete the sentences.

Lucy   Matthew   Charlotte   Katherine   Alex   Lauren

- \_\_\_\_\_ likes climbing trees.
- \_\_\_\_\_ likes magic.
- \_\_\_\_\_ likes roller skating.
- \_\_\_\_\_ likes singing.
- \_\_\_\_\_ likes dancing.
- \_\_\_\_\_ likes horse riding.





# Real Kids: Animals

Name: \_\_\_\_\_ Class: \_\_\_\_\_

**1** Tick (✓) the animals that usually live on a farm.



cow ☐



donkey ☐



cat ☐



pig ☐



hamster ☐



eagle ☐

**2** Write the names of the animals the children have got or like.

- |                     |                  |
|---------------------|------------------|
| 1 Lauren <u>cat</u> | 5 Charlene _____ |
| 2 Daisy _____       | 6 Matthew _____  |
| 3 Nicolas _____     | 7 Lizzy _____    |
| 4 Charlotte _____   |                  |

**3** Write one sentence about each person using *has got* or *hasn't got*.

- |                                |                  |
|--------------------------------|------------------|
| 1 <u>Lauren has got a cat.</u> | 5 Charlene _____ |
| 2 Daisy _____                  | 6 Matthew _____  |
| 3 Nicolas _____                | 7 Lizzy _____    |
| 4 Charlotte _____              |                  |

**4** Write sentences about these animals using an adjective.

- |  |              |
|--|--------------|
| 1 python <u>A python is dangerous.</u> | 5 fish _____ |
| 2 spider _____                         | 6 dog _____  |
| 3 hamster _____                        | 7 cow _____  |
| 4 cat _____                            |              |





# Real Kids: Where we live

Name: \_\_\_\_\_ Class: \_\_\_\_\_

## 1 Tick (✓) the things that you can find in a house.

tree ☐

fireplace ☐

market ☐

stairs ☐

dam ☐

bedroom ☐

bus stop ☐

windmill ☐

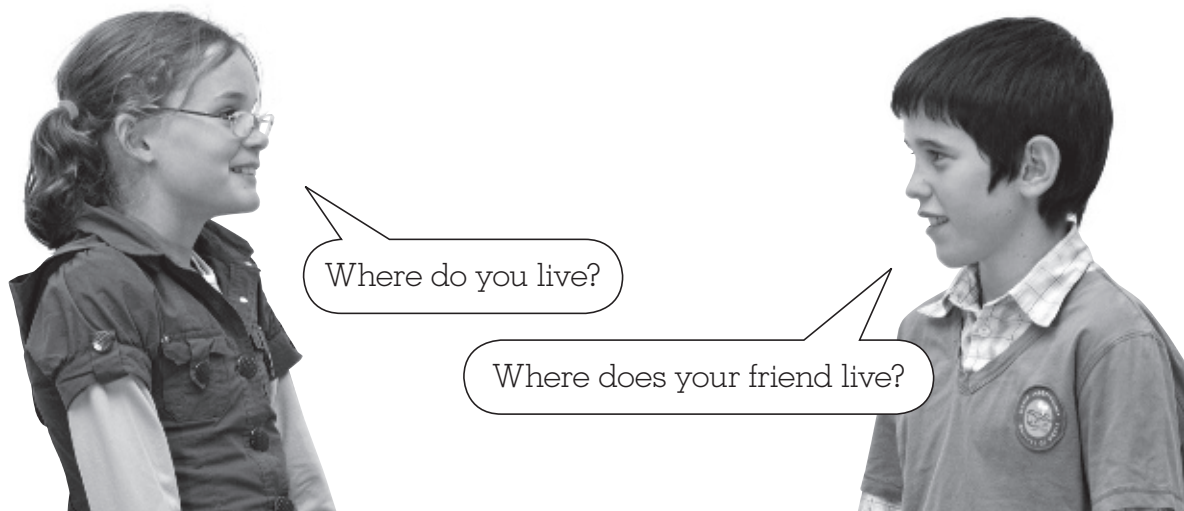
## 2 Circle the correct word.

- 1 Victoria has got three / four bedrooms in her house.
- 2 Her living room has got a fireplace / cooker.
- 3 Shima's bedroom is bigger / smaller than Victoria's.
- 4 Victoria is very untidy / tidy.
- 5 Shima lives in a flat / bungalow.

## 3 Fill in the missing word.

- 1 I prefer living in London because all my friends are there.
- 2 Dumani's \_\_\_\_\_ lives in that semi-detached house.
- 3 Jimmy lives with his \_\_\_\_\_.
- 4 It's a beautiful square, really \_\_\_\_\_.
- 5 There are trains every \_\_\_\_\_ minutes.

## 4 Talk about different houses and flats. Talk about different neighbourhoods.






# Real Kids: Weather and food

Name: \_\_\_\_\_ Class: \_\_\_\_\_


## 1 Watch and choose the correct answers.

- 1 It's / It isn't rainy.
- 2 I don't like / like Chinese food. I hate vegetables.
- 3 I like curry and pizza / hamburgers.
- 4 I like pizza, doughnuts and especially beans / pasta.
- 5 I like pizza and hamburgers / chips.


## 2 Complete the weather and colour words.




r \_ i \_ y



\_ r \_ e \_




w \_ i \_ e




c \_ o \_




s \_ o \_ y




y \_ ll \_ w




c \_ o \_ d \_



r \_ d



s \_ n \_ y



b \_ a \_ k

## 3 Draw three weather symbols. Then, play a game in pairs. Try to eliminate your partner by guessing their symbols.







# Real Kids: London

Name: \_\_\_\_\_ Class: \_\_\_\_\_

- 1** Write a list of five things that you can find in a big city. Watch and tick (✓) the things you hear.

_____	<input type="checkbox"/>
_____	<input type="checkbox"/>
_____	<input type="checkbox"/>
_____	<input type="checkbox"/>
_____	<input type="checkbox"/>

- 2** Who says what? Watch and choose.

Victoria	Mr. Hussein	Karim	Spike
John Foley	Michael	Errol	Rusty

- 1 You've got a good sports centre if you want to swim. \_\_\_\_\_
- 2 Chinatown in London is the biggest in the UK. \_\_\_\_\_
- 3 It's a Bengali area. \_\_\_\_\_
- 4 So you can get fresh vegetables, fish... \_\_\_\_\_
- 5 Hampstead village is very special. \_\_\_\_\_
- 6 It's got some fun cafés, too. \_\_\_\_\_
- 7 I'm a writer and an actor and... \_\_\_\_\_
- 8 I've been here since I was about fifteen. \_\_\_\_\_

- 3** Read the questions, then watch again and answer.

- 1 What is London full of? \_\_\_\_\_
- 2 How long has Mr. Hussein been in London? \_\_\_\_\_
- 3 What is Karim's job? \_\_\_\_\_
- 4 Where is Carnaby Street? \_\_\_\_\_
- 5 Which famous writer lived in Hampstead village? \_\_\_\_\_
- 6 What is the name of the market in Electric Avenue? \_\_\_\_\_





# Real Kids: Family birthday

Name: \_\_\_\_\_ Class: \_\_\_\_\_

## 1 Write the celebrations that are popular in your country.

_____	_____
_____	_____
_____	_____
_____	_____

## 2 Watch and complete the sentences.

- 1 What wonderful \_\_\_\_\_ for your birthday!
- 2 Now, who'd like some \_\_\_\_\_?
- 3 How about a \_\_\_\_\_ of champagne?
- 4 We recently got a \_\_\_\_\_ in our family.
- 5 Has \_\_\_\_\_ got some cake and champagne?
- 6 It's \_\_\_\_\_'s birthday today, she's sixty years old.

## 3 Who says what? Watch and choose.

Kevin   Shima   Robert   Grandma   Victoria

- 1 Tell me something you've done with your family recently. \_\_\_\_\_
- 2 Victoria's mum cooked a wonderful meal. \_\_\_\_\_
- 3 These are beautiful! \_\_\_\_\_
- 4 In my family we have five people. \_\_\_\_\_
- 5 Great, I'm starving. \_\_\_\_\_



# Real Kids: Activities

Name: \_\_\_\_\_ Class: \_\_\_\_\_


## 1 Tick (✓) your favourite sports.



football ☐



athletics ☐



tennis ☐



dancing ☐



basketball ☐



gymnastics ☐

## 2 What sports do the children talk about? Watch and circle.

dancing

football

tennis

running

swimming

climbing

skipping

bowling

basketball

ice hockey

karate

cycling

## 3 Write the correct times.

1 What time does Russell get up? Seven o'clock.

2 What time does Russell go to school? \_\_\_\_\_

3 What time is break? \_\_\_\_\_

4 What time is lunch? \_\_\_\_\_

5 What time does Russell go home? \_\_\_\_\_

## 4 Match the people with their favourite sports.

- |           |            |
|-----------|------------|
| 1 Lauren  | swimming   |
| 2 Daisy   | volleyball |
| 3 Lucy    | football   |
| 4 Sam     | ice hockey |
| 5 Nicolas | running    |
| 6 Alex    | tennis     |





# Real Kids: What we like

Name: \_\_\_\_\_ Class: \_\_\_\_\_

## 1 Look and circle the words.

vidgogdclothesfdgsjkhkjacketjmmiskirtjmitoppuyuiyjeansasertrainers

## 2 Who says what? Watch and choose.

Russell   Alex   Charlotte   Sam   Lizzy   Lucy

- 1 I like buying computer games and magazines. \_\_\_\_\_
- 2 I like buying CDs, clothes and jewellery. \_\_\_\_\_
- 3 I love this cap. \_\_\_\_\_
- 4 We're going to the market now. \_\_\_\_\_
- 5 I love buying trainers. \_\_\_\_\_
- 6 I like buying clothes and CDs. \_\_\_\_\_

## 3 Watch again and complete the sentences.

- 1 They've got \_\_\_\_\_ here.
- 2 What do you like \_\_\_\_\_?
- 3 Mum, can I have this \_\_\_\_\_, please?
- 4 This skirt's nice. But it's \_\_\_\_\_.
- 5 This jacket's nice, \_\_\_\_\_ nice.
- 6 I like \_\_\_\_\_ top.







# DVD Scripts

## Interviews

### Scene 1 Outside School

**Kids:** OK. Bye! See you tomorrow. See you, Phil. Alright.

**Mum:** Hi, darlings.

**Charlotte:** Hi, mum!

**Mum:** How are you?

**Charlotte:** Great!

**Russell:** Fabulous!

**Charlotte:** Hi, I'm Charlotte.

### Scene 2 In Car

**Charlotte:** This is my brother, Russell. This is my mum. Her name's Jacky. I'm twelve. Soon, I'll be thirteen. Russell's eleven. And mum? Here we are! This is our home. Number 12, Little Crabtree.

### Scene 3 Word Spot

**Russell:** One. Two. Three. Four. Five. Six. Seven. Eight. Nine. Ten. Eleven. Twelve. Thirteen. Fourteen. Fifteen. Sixteen. Seventeen. Eighteen. Nineteen. Twenty.

### Scene 4 Bedroom

**Russell:** This is Charlotte's room. She's got a Playstation, and her own TV. We're playing computer games. I love computer games! This one's great.

**Charlotte:** Come on. My go. I like music. I play the clarinet. And I can sing.

**Russell:** I like football. My hobby's football.

**Charlotte:** My hobby's reading. Now, I'm reading Harry Potter.

### Scene 5 Vox Pop

**Charlotte:** How old are you? What's your hobby?

**Lauren:** Hi, I'm Lauren. I'm twelve years old and my favourite hobby is singing.

**Daisy:** Hi, my name's Daisy. My age is nine and my favourite hobby is gymnastics.

**Izzy:** Hi, I'm Izzy. I'm eleven and my favourite hobby is singing.

**Lucy:** Hi, I'm Lucy. I'm nine and my favourite hobby is dancing.

**Sam:** My name's Sam and I'm twelve years old and my hobby is playing on my computer games.

**Katherine:** My name's Katherine. I'm twelve years old and my favourite hobby is roller skating.

**Nicolas:** My name's Nicolas. I am age ten and my favourite hobby is drawing.

**Charlotte:** My name's Charlotte. I'm twelve years old and I enjoy horse riding.

**Lizzy:** Hello, my name's Lizzy. I'm twelve years old and I like swimming.

**Alex:** My name's Alex Rodriguez. I am ten and my hobby is climbing trees.

**Charlene:** My name's Charlene. I am twelve and I like swimming.

**Matthew:** Hi, my name is Matthew. I'm eleven years old and my favourite hobby is magic.

## Animals

### Scene 1 Holmbush Farm

**Russell:** This is Holmbush Farm.

### Scene 2 Feeding the animals

**Russell:** These are rheas. Their names are Bill and Ben.

**Charlotte:** Mum, can we feed them?

**Mum:** No, they can bite. But you can milk the goats.

### Scene 3 Word spot

**Russell:** There's a pig. There's a horse. There are rabbits. There are goats. There's a cow. There's a llama. There's a donkey. He looks sad.

**Charlotte:** Come and look! It's Prudence the pig.

### Scene 4 Vox pop

**Russell:** What pets have you got?

**Lauren:** I have a pet cat, and her name is Tabatha.

**Daisy:** I haven't got any pets.

**Nicolas:** I like spiders.

**Charlotte:** I have four guinea pigs, a hamster, a cat and some fish.

**Charlene:** I've got a cat with only one eye.

**Matthew:** I have a dog called Charlie, and I like him very much.

**Lizzy:** I've got a hamster.

### Scene 5 Reptile House

**Russell:** What's that?

**Trish:** This is a python.

**Charlotte:** Can I touch it?

**Trish:** Yes, of course you can.

**Charlotte:** It's cold. Russell, come here.

**Russell:** It's dangerous!

**Trish:** It's not dangerous. You can touch him.

**Charlotte:** How big will he grow?

**Trish:** He'll grow to about two metres.

**Russell:** What's that?

**Trish:** These are dragons.

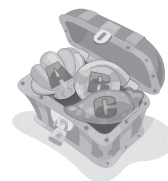
**Charlotte:** Dragons!

**Russell:** Oh, what's that?

**Trish:** That's Arthur. He's our iguana.

**Russell:** Oh. Can we go now?

**Charlotte:** Surprise!



### Where we live

**Shima:** Victoria's neighbourhood's really nice. She's got quite a big house with four bedrooms. The living room's really nice and it's got a fireplace. You go into the hall and there are the stairs to the first floor. Here's Victoria's bedroom. It's bigger than mine. She's really tidy, not like me. There's the bathroom with the loo and a shower.

I live in a basement flat. In our flat the bath and the loo are in one room. My bedroom's quite small, really. My kitchen's small. Just a cooker and a fridge. Here's Victoria's. It's bigger than mine.

**Victoria:** Right. Do you want to go for a walk?

**Shima:** Yeah, that sounds like a good idea.

**Victoria:** What's your neighbourhood like?

**Shima:** I love it because all my friends live nearby.

**Michael:** I live in Hampstead in North London. The difference between Ealing and Hampstead primarily is that Hampstead is better located. It's easier to get to the West End where the clubs and the restaurants are.

**Zoe:** I used to live in London. London's good because it has things to do, things that stay open all twenty-four hours. I prefer living in London because all my friends are there. In Brighton there isn't such a variety of things to do.

**Shima:** My friend Jimmy lives in that detached house over there. He lives with his parents. Dumani's uncle lives in that semi-detached house. He's crazy about his garden. Sean's family live in that terraced house. It's a beautiful square, really expensive. Now, that's my grandma's bungalow over there. She feels happy in a one-storey house. Oh, that's a cottage.

**Victoria:** What are those buildings?

**Shima:** That's the local council estate. This is my local library. You can borrow books, read newspapers and magazines and you can borrow CDs and even videos to watch at home. Here's the station. There are trains every twenty minutes. The local shops are nearby. It only takes me five minutes from my flat. This is the greengrocer's. It's open late which is great for me and it's also open on Sundays. And this is the post office. There's also a theatre and lots of clubs and discos. The food's vegetarian. It's delicious.

### Weather and food

#### Scene 1 The newsagent

**Charlotte:** Hello!

**Bina:** Hello!

**Charlotte:** Could I have Mizz, please?

**Russell:** And can I have the Beano, please?

**Bina:** Anything else?

**Russell:** Erm...

**Bina:** Anything else?

**Charlotte:** No, thanks.

**Bina:** Thank you. Not a very nice day today.

**Both:** No.

#### Scene 2 Word spot

**Charlotte:** What's the weather like? It's sunny. It's cloudy and dull.

**Russell:** It's rainy!

**Charlotte:** It's snowing!

**Charlotte:** That's England. Cloud, rain and snow. In one day!

#### Scene 3 Vox pop

**Russell:** What food do you like?

**Lauren:** I like Chinese food. I hate vegetables.

**Daisy:** I like pizza and chocolate. I hate broccoli.

**Lucy:** I like pizza and pasta. I hate broccoli and... brussels sprouts.

**Sam:** I like curry and pizza.

**Katherine:** I like spaghetti and cheese. I hate ice cream.

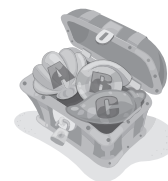
**Charlene:** I like Chinese food and pizza. I hate bananas.

**Matthew:** I like pizza, doughnuts and especially pasta. I hate beans.

**Alex:** I like pizza and chips.

#### Scene 4 Word spot

**Russell:** What colour is it? Red. Blue. Green. Yellow. White. Black.



## London

**Victoria:** London is a city of villages. Every Londoner has his or her own village.

**Victoria:** London's full of Indians, Afro Caribbeans, Pakistanis. They've all got speciality shops. This shop sells Indian sarees. I'm buying a bindi. Nice, isn't it?

**Mr. Hussein:** I live in the East of London. I've been in this country for twenty-seven years. This is a very special area for us. It's a Bengali area. And we still have a lot of different nationalities coming in and visiting us.

**Victoria:** People observe their national traditions here: national dress, hair styles and of course local food.

**Karim:** I live in Whitechapel, which is about five minutes away from Brick Lane. I'm the managing director of an Asian supermarket which is based in Brick Lane. So you can get fresh vegetables, fish...

**Victoria:** This is Carnaby Street in Central London. In the sixties it was the centre of London fashion. It's still a popular tourist spot. It's got some fun cafés too.

**Spike:** Hello, there. I'm Spike and you're sitting in my restaurant, Alphabet. And we're in Soho which is right in the very heart of London. There are lots of people from all around the world here. Chinatown in London is the biggest in the UK.

**Victoria:** This is Hampstead Village, home of artists and writers, like John.

**John Foley:** I'm a writer and an actor and I've been living in Hampstead for about four and a half years. There have been many writers and artists living here or working here or visiting here and one of the most famous who lived here was Robert Louis Stevenson, the author of Treasure Island and many other wonderful adventure stories.

**Michael:** My name is Michael Kenny. I live in Hampstead in North London. Hampstead village is very special. It has a great choice of restaurants. It's a super place to live.

**Victoria:** Finally, we're in Brixton. It's the centre of London Afro Caribbean community. Electric is the home of Brixton market.

**Errol:** Living in Brixton's pretty good. You have got a lot of nice places to eat. You've got a good sports centre if you want to go for a swim. You've got some really good clubs like the Ritz, the Fridge, cinemas.

**Rusty:** I live in Brixton Hill, which is not far from here. I've been here since I was about fifteen.

## Family birthday

**Shima:** Hi, it's Victoria's grandmother's sixtieth birthday.

**Victoria:** Hi. **Shima:** Hi.

**Victoria:** Come in.

**Victoria:** This is Shima, everybody. **Everybody:** Hello.

**Victoria:** You know my family, my mum, dad, brother. Oh, this is grandpa.

**Grandpa:** How do you do? **Shima:** How do you do?

**Victoria:** And this is grandma, the birthday girl.

**Shima:** Happy birthday, Mrs. Flavin. What wonderful weather for your birthday!

**Grandma:** These are beautiful! How kind of you. Thank you so much.

**Mum:** Well, shall we eat? **Robert:** Great, I'm starving.

**Shima:** Victoria's mum cooked a wonderful meal. Salmon for starters, then roast chicken, roast potatoes and broccoli and finally the cake.

**Everybody:** Oh, look!

**Victoria:** Happy birthday.

**Grandma:** Thank you, darling.

**Victoria:** Right. Blow out the candles.

**Grandma:** I wish...

**Mum:** No, you mustn't say that loud or it won't come true.

**Grandma:** There. Wish. Now, who'd like some cake?

**Robert:** Me, please.

**Grandma:** This is for your mother. Could you pass it to her, please?

**Robert:** I'd like a big slice, please.

**Dad:** How about a glass of champagne?

**Mum:** Can I have a big glass, please?

**Dad:** Of course you can, darling.

**Victoria:** How many people in your family?

**Chris:** In my family we have four people, my mother, my father and my sister.

**Kevin:** In my family we have five people. There's me, my mum, my dad and my two sisters.

**Victoria:** Tell me something you've done with your family recently.

**Indira:** In the summer me and my family went for a family holiday to France.

**Chris:** We recently got a dog in my family, which was quite exciting.

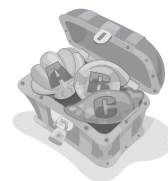
**Kevin:** Not much has really happened in our family at the moment.

**Dad:** Has everybody got some cake and champagne?

**Everybody:** Yes.

**Grandpa:** It's grandma's birthday today, sixty years old, and I'd like to say that she's been a wonderful wife, a marvellous mother and a lovely grandmother. And so I will propose a toast to the most wonderful grandma in all the world. Happy birthday!

**Everybody:** Happy birthday!



## Activities

### Scene 1 School Garden

**Russell:** We're at school. It's break time. First we have lunch. I have a lunch box. We eat in the garden. Then, we play in the playground.

### Scene 2 Playground

**Russell:** There's dancing. There's skipping. There's basketball. There's football. There's hopscotch. There's a yo-yo.

Break's over. Back to class.

### Scene 3 Word spot

**Russell:** Seven o'clock. Time to get up. Nine o'clock. Time for school. Ten-thirty. Yippee! break time.

**Cameraman:** You can do it! One more time!

**Russell:** Twelve-thirty. Time for lunch. Half past three. Time to go home. We're going bowling!

### Scene 4 Vox pop

**Russell:** What's your favourite sport?

**Lauren:** My favourite sport is running.

**Daisy:** My favourite sport is swimming.

**Lucy:** My favourite sport is tennis.

**Sam:** My favourite sport is ice hockey.

**Nicholas:** My favourite sport is volleyball.

**Alex:** My favourite sport is football.

### Scene 5 Bowling

**Russell:** I love bowling. I'm really good at it. Mum's not.

**Mum:** I'm very good at bowling!

## What we like

### Scene 1 Shopping Mall

**Charlotte:** Hi, we're going shopping. This is our local shopping mall. I want to buy a CD.

### Scene 2 Virgin Megastore

**Russell:** This is Virgin Megastore. They've got everything here. They've got CDs. They've got DVDs. They've even got videos.

### Scene 3 Vox Pop

**Russell:** What do you like buying?

**Lauren:** I like buying clothes and shoes.

**Daisy:** I like buying sweets.

**Lucy:** I like buying clothes and CDs.

**Sam:** I love buying trainers.

**Charlene:** I like buying clothes, jewellery and chocolate.

**Alex:** I like buying computer games and magazines.

**Lizzy:** I like buying CDs, clothes and jewellery.

### Scene 4 Cds

**Charlotte:** I want to buy this CD. It's my favourite. Mum, can I have this CD, please?

**Russell:** Me too, can I have this CD, please?

**Mum:** No.

**Charlotte:** Mum, please.

**Mum:** No.

**Russell:** Mum, please!

**Mum:** No.

**Charlotte:** We're going to the market now.

**Mum:** Come on!

### Scene 5 Word spot

**Russell:** This is the market. Look at the clothes. I love this cap. It's smart.

**Mum:** This skirt's nice. But it's expensive.

**Russell:** This jacket's nice, very nice.

**Charlotte:** I like this top.

**Mum:** No.

**Russell:** Check out these trainers.

**Charlotte:** I like this top and it fits!



# Real Kids Answers

## Page 29

1

*Child's own answers*

2

Lauren – 12

Lucy – 9

Katherine – 12

Nicolas – 10

Alex – 10

Charlene – 12

3

1 Alex

2 Matthew

3 Katherine

4 Lauren

5 Lucy

6 Charlotte

## Page 30

1

cow

donkey

pig

2

1 Lauren – cat

2 Daisy – She hasn't got any pets.

3 Nicolas – spider

4 Charlotte - guinea pig, hamster, cat, fish

5 Charlene – cat

6 Matthew – dog

7 Lizzy - hamster

3

1 Lauren has got a cat.

2 Daisy hasn't got any pets.

3 Nicolas has got a spider.

4 Charlotte has got four guinea pigs, a hamster, a cat and some fish.

5 Charlene has got a cat with only one eye.

6 Matthew has got a dog.

7 Lizzy has got a hamster.

4

*Child's own answers*

## Page 31

1

fireplace

stairs

bedroom

2

1 four

2 fireplace

3 smaller

4 tidy

5 flat

3

1 friends

2 uncle

3 parents

4 expensive

5 twenty

4

*Child's own answers*

## Page 32

1

1 It's

2 like

3 pizza

4 pasta

5 chips

2

rainy

green

white

cool

snowy

yellow

cloudy

red

sunny

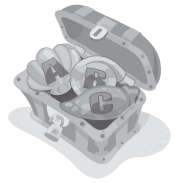
black

3

*Child's own answers*







### Page 33

1

*Child's own answers*

2

- 1 Errol
- 2 Spike
- 3 Mr. Hussein
- 4 Karim
- 5 Michael
- 6 Victoria
- 7 John Foley
- 8 Rusty

3

- 1 Indians, Afro Caribbeans, Pakistanis.
- 2 For twenty-seven years.
- 3 He's the managing director of an Asian supermarket.
- 4 In Central London.
- 5 Robert Louis Stevenson.
- 6 Brixton market.

### Page 34

1

*Child's own answers*

2

- 1 weather
- 2 cake
- 3 glass
- 4 dog
- 5 everybody
- 6 grandma

3

- 1 Victoria
- 2 Shima
- 3 Grandma
- 4 Kevin
- 5 Robert

### Page 35

1

*Child's own answers*

2

- dancing
- football
- skipping
- basketball
- running
- swimming
- tennis
- ice hockey
- football

3

- 1 Seven o'clock.
- 2 Nine o'clock.
- 3 Ten thirty.
- 4 Twelve thirty.
- 5 Half past three.

4

- 1 Lauren – running
- 2 Daisy – swimming
- 3 Lucy – tennis
- 4 Sam – ice hockey
- 5 Nicholas – volleyball
- 6 Alex – football

### Page 36

1

- clothes
- jacket
- skirt
- jeans
- trainers

2

- 1 Alex
- 2 Lizzy
- 3 Russell
- 4 Charlotte
- 5 Sam
- 6 Lucy

3

- 1 everything
- 2 buying
- 3 CD
- 4 expensive
- 5 very
- 6 this



# Richmond Primary Reader



## \* The Chat Room

Teacher's Notes . . . . .	44
Worksheet 1 . . . . .	46
Worksheet 2 . . . . .	47
Worksheet 3 . . . . .	48





# The Chat Room

## Before you read

Write *Hobbies* on the board and elicit its meaning. Ask the class to suggest some hobbies and write them on the board. Put the children in pairs and give them three minutes to add more hobbies to the list. Elicit hobbies from the pairs and write them on the board. Then tell the class that you're thinking of a hobby and invite them to ask you questions to discover what it is. When they've guessed your hobby, invite volunteers to think of hobbies for the class to ask about and guess.

## While you read

After reading page 16, ask the class some questions about Alex and Evie: *How do they feel? Do they want to be friends? Why do they like each other? What can Alex do to make friends with Evie?* Encourage them to discuss how the girls feel and what they would do to make friends with someone after an argument.

## After you read

Ask the class to suggest things they like doing with their friends and say why friends are important. Tell the class about one of your friends, the things you do together and why you like her/him. Invite volunteers to talk about one of their friends and say why they like them.

## Using the worksheets

### Worksheet 1

#### 1 Look back at the story and complete.

Ask the children to look at the picture of Alex and ask: *How does she feel?* Read out the speech bubble: *I didn't pass my computer exam.* Tell the children to look back at the book and complete the other speech bubbles.

#### 2 Read and write Alex or Evie.

Write *Alex and Evie* on the board and ask the class to say what they know about each girl without looking back at the book: *Alex likes tennis, Evie is a new girl,* etc. Then tell the children to complete the sentences looking back at the book to see if the sentences describe Alex or Evie.

### Worksheet 2

#### 1 Read The Chat Room and answer.

Ask the children to read the story again and then answer the questions. Correct the answers as a class.

#### 2 Unscramble and write.

Ask the children to look at the pictures and write the words using the letters around each picture. When they've finished, tell them to check their answers in the picture dictionary. Ask children to write scrambled versions of six other words from the story and then give them to a partner to solve.

### Worksheet 3

#### 1 Read the message and reply.

Ask the children to read the message from Tilly quietly. Then ask questions to check their understanding: *Has Tilly got a pet? What's her brother's name? What are Tilly's favourite subjects?* Tell the children that they're going to write back to Tilly and tell her about their lives. Elicit ideas from the children of things they can tell Tilly about: *their family, their hobbies, their school* and so on. When the children have finished their message, tell them to draw two pictures that show their hobbies, family or friends. Collect the messages, read one out without saying who it's from and ask the children to guess whose message it is.

### Extension

Draw a Venn Diagram (two overlapping circles). Ask the children to work with a friend. They draw a large Venn Diagram and write one name at the top of one circle and one name at the top of the other. They think of different hobbies and write the ones they have in common where the circles overlap. Finally, the children illustrate the diagram with small pictures of the hobbies under the words.



# The Chat Room Answers

## Worksheet 1

---

### 1 Look back at the story and complete.

- 1 I didn't pass my computer exam.
- 2 I don't like tennis.
- 3 If you don't study, you don't play.
- 4 It's always nice to make new friends.
- 5 Be careful Alex or you won't be popular.
- 6 She's wearing shorts. To a party?

### 2 Read and write Alex or Evie.

- 1 Evie
- 2 Alex
- 3 Alex
- 4 Evie
- 5 Evie
- 6 Alex
- 7 Alex

## Worksheet 2

---

### 1 Read *The Chat Room* and answer.

- 1 Tennis
- 2 Tuesday
- 3 Mr McDougall
- 4 256
- 5 No
- 6 Amy and Kaveeta
- 7 No
- 8 Porter

### 2 Unscramble and write.

- 1 present
- 2 clothes
- 3 whisper
- 4 knock





# The Chat Room

Name: \_\_\_\_\_ Class: \_\_\_\_\_

## 1 Look back at the story and complete.

1 I didn't pass my  
computer exam.



2 I \_\_\_\_\_  
\_\_\_\_\_ tennis.



3 If you don't \_\_\_\_\_,  
you don't \_\_\_\_\_.



4 It's always nice to make  
\_\_\_\_\_.



5 Be careful Alex or you won't  
\_\_\_\_\_.



6 She's wearing \_\_\_\_\_.  
To a \_\_\_\_\_?



## 2 Read and write Alex or Evie.



Alex



Evie

1 Evie is new at the school.

2 \_\_\_\_\_ has got lots of friends.

3 \_\_\_\_\_ likes rock music.

4 \_\_\_\_\_ favourite class is Computer Science.

5 \_\_\_\_\_ likes books.

6 \_\_\_\_\_ has a birthday party.

7 \_\_\_\_\_ writes a letter to say sorry.






# The Chat Room

Name: \_\_\_\_\_ Class: \_\_\_\_\_


## 1 Read *The Chat Room* and answer.

- 1 What's Alex's favourite sport? Tennis
- 2 What day did Alex start at the computer club? \_\_\_\_\_
- 3 What's the computer teacher's name? \_\_\_\_\_
- 4 What's Alex's computer number? \_\_\_\_\_
- 5 Does Evie like shopping? \_\_\_\_\_
- 6 Who only talks about tennis and clothes? \_\_\_\_\_
- 7 Did Evie wear a dress to Alex's party? \_\_\_\_\_
- 8 What's Alex's surname? \_\_\_\_\_

## 2 Unscramble and write.



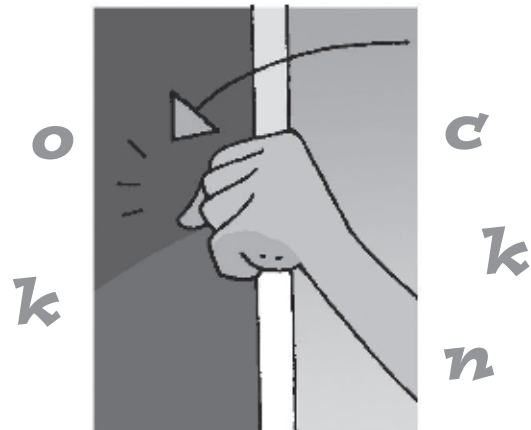
\_\_\_\_\_ present \_\_\_\_\_



\_\_\_\_\_



\_\_\_\_\_





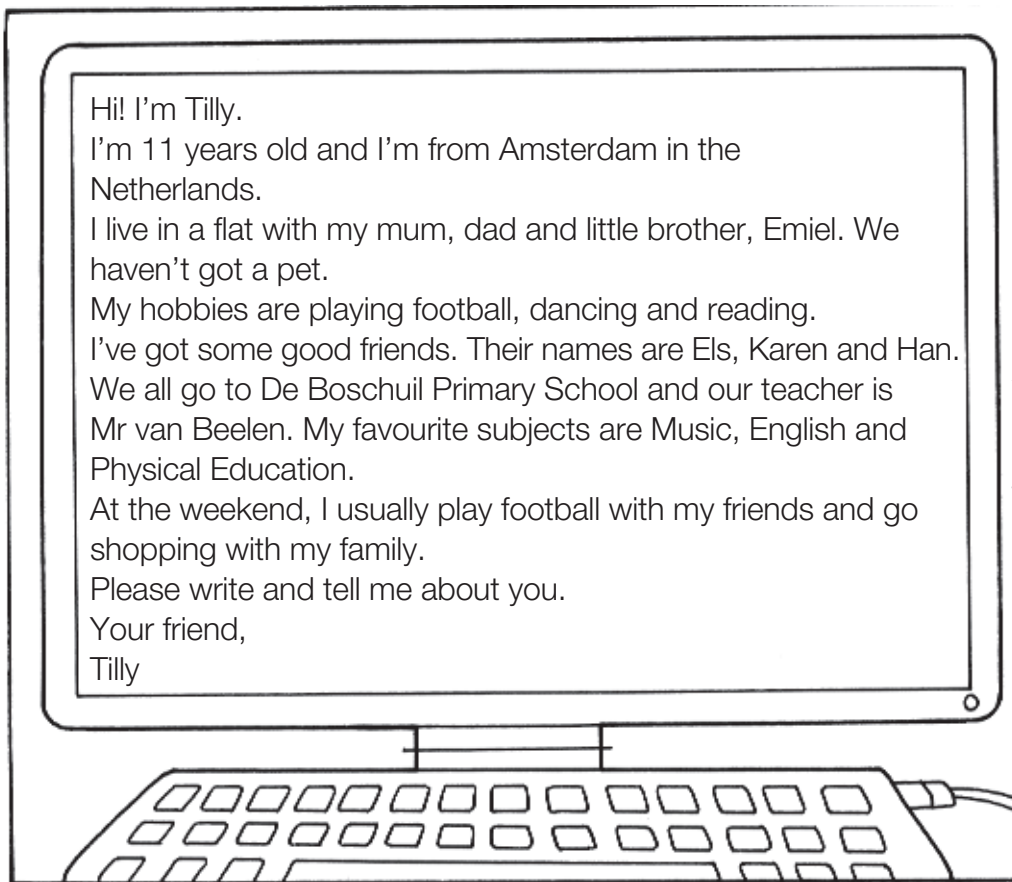
\_\_\_\_\_



# The Chat Room

Name: \_\_\_\_\_ Class: \_\_\_\_\_

## 1 Read the message and reply.



\_\_\_\_\_

\_\_\_\_\_

\_\_\_\_\_

\_\_\_\_\_

\_\_\_\_\_

\_\_\_\_\_

\_\_\_\_\_

\_\_\_\_\_

\_\_\_\_\_

\_\_\_\_\_



# Reading Worksheets



## \* Reading Worksheets

Reading 1. . . . .	50
Reading 2. . . . .	51
Reading 3. . . . .	52
Reading 4. . . . .	53
Reading 5. . . . .	54
Reading 6. . . . .	55
Reading 7. . . . .	56
Reading 8. . . . .	57
Reading 9. . . . .	58
Answers . . . . .	59







# Reading 1

Name: \_\_\_\_\_ Class: \_\_\_\_\_

**Read and circle *True* or *False*.**

*Do you set the table, make your bed or do the washing-up? Do you think you help a lot at home?*

*Three hundred years ago, in colonial America, children had to help more than you can imagine! They did the same work that their parents did every day.*

*Boys had to chop trees and hunt animals for food. They also did farming. They helped to plant crops like corn and wheat, and collect the food when it was ready. When they were nine years old, they started learning a trade or working at a business. They learned to make things with metal or wood, how to work in a shop or even how to be a doctor. Girls had completely different jobs than boys. They helped to cook the food. They used vegetables that they grew in the garden and the meat from animals that the men hunted. They didn't only feed their families. They took care of the farm animals, too. They also cleaned the house*

*and spent a whole day every week washing the clothes. In their free time, they made soap and candles. They learned to sew at an early age. They could make beautiful dresses and blankets. They also took care of their younger brothers and sisters. Other jobs children did included bringing fresh water to the house, collecting eggs from the chickens, cutting the wool from sheep and emptying the chamber pots where people went to the bathroom. When they weren't helping around the house, children played and had fun. They played a game similar to baseball and liked flying kites on windy days.*



- |   |      |       |
|---|------|-------|
| 1. Children had to work more than their parents.          | True | False |
| 2. Boys went to school when they were nine years old.     | True | False |
| 3. Girls didn't only grow food for their families to eat. | True | False |
| 4. Boys bought meat in the shops.                         | True | False |
| 5. Girls gave the animals food.                           | True | False |
| 6. Girls and boys cleaned the house.                      | True | False |
| 7. Children helped to cut the wool from sheep.            | True | False |
| 8. Children never played.                                 | True | False |

**⚓ Look and answer the questions.**

1. Do you help a lot at home?
2. Do you like the jobs that children used to do?
3. Why did they do so many jobs?
4. Imagine you are one of the children from the text. What would be your favourite job?




## Reading 2

Name: \_\_\_\_\_ Class: \_\_\_\_\_


### Read and solve the crossword puzzle.

Rome is a city with an amazing history. You can see ancient buildings, like the **Colosseum**. But did you know that a popular food in Rome is even older than those buildings? You can find it in many restaurants all over the world. Maybe you had some for lunch! This delicious treat isn't new. In 200 BC, people wrote about a kind of pizza. It was **round**, flat bread with olive oil and herbs. Three hundred years later, people added meat, cheese and garlic. Is this starting to sound familiar? People used the **bread** as a plate for other food. Then, they ate the "pizza" plate when they finished their meal. But what about tomato sauce? That wasn't added to the pizza until explorers brought **tomatoes** back from South America – five hundred years ago. Poor people in Italy added the tomatoes to their special bread and the modern pizza was born. At that time, most people bought pizzas in the street, but in 1830, a pizza bakery in **Naples**, Italy made a restaurant where

people could eat their pizzas. It was the first **pizzeria**. In 1957, the first frozen pizza was available. People could buy them and bake them at home. Pizza **delivery** also started around this time. You could call the pizzeria and ask them to bring you a pizza. Now pizzas come in all shapes and sizes, with many different **toppings**, or ingredients. One restaurant in New York sells pizzas with gold on them! But the most authentic pizza has only got tomato, cheese, olive oil and herbs.



1. The first one opened in 1830.
2. An ingredient from South America.
3. Pizza is a kind of...
4. An ancient Roman building.
5. The shape of a pizza is...
6. The ingredients on a pizza.
7. When people bring your pizza to your house.
8. The city where modern pizza was born.








## Reading 3

Name: \_\_\_\_\_ Class: \_\_\_\_\_

Read and number the pictures.

It was a hot, sunny summer day and David took his dog Lucky to the park. They walked around the park and played Frisbee. Suddenly, dark clouds appeared and it got windy. David could hear thunder in the distance. Lucky started barking. He knew that a storm was coming. And then, Lucky started running through the park. David tried to follow him, but Lucky ran very fast. It was starting to rain and David heard thunder again. It was louder - the storm was getting closer. He needed to find Lucky and go home. Then, he ran up a hill and saw Lucky sitting in the grass next to a girl. She was standing under a tree because of the rain. David shouted to her, "Don't stand there. It's dangerous!" But she didn't hear

him. It started to rain harder. The wind pulled at the tree leaves. Lucky decided to do something. He took the girl's rucksack and started running. The girl chased him. Lucky ran to a picnic pavilion and put the bag on the ground. David got to the pavilion and they waited for the storm to stop. Suddenly, there was a flash of lightning and a loud clap of thunder. "Look!" the girl shouted. The tree was black and part of it was on the ground. "Lightning struck the tree where I was standing!" "Wow. You're very lucky!" David told her. "No, luck didn't save me. Lucky saved me!" the girl said, laughing. Lucky barked happily. The storm was going away and the sun was coming out.





## Reading 4

Name: \_\_\_\_\_ Class: \_\_\_\_\_

Read and circle four items that Sam likes.



Dan and Sam are identical twins. They were born on the same day. Every year their mum and dad organize a special birthday party for them. When they were younger, it was easier. They used to have the same party and the same presents, but now they are twelve years old and it's more difficult. Dan and Sam look the same but are very different. Sam likes cake and chocolate but Dan likes sandwiches and fruit. Sam likes loud rock music but Dan prefers classical music. Sam likes watching films in his free time, but Dan prefers board games. This year, their mum and dad decided to have two different parties on the same day but in different rooms.

"I'll organize Sam's party," Dad said.

"OK, I'll organize Dan's party," Mum said.

When the boys got home from school on their birthday, Dad took Sam into the

living room and told him to close his eyes. Mum took Dan to the patio and told him to close his eyes. Then, Mum and Dad both shouted "Open your eyes!"

The boys looked around in amazement.

All of Sam's friends were in the living room with arms full of presents.

The table was covered in cake and chocolate and there was a large screen on the wall to show a film. Loud rock music was playing.

All of Dan's friends were out on the patio.

The tables were covered with sandwiches and fruit. There were lots of games to play, too. There was classical music playing. The boys didn't say anything!


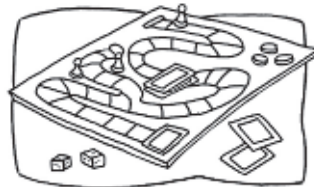


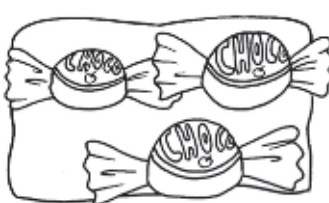
"Well what do you think, Dan?" said Mum.

"Well what do you think, Sam?" said Dad.

Then, Sam turned smiling and said.

"But Mum, I'm not Dan. I'm Sam. I think I'm at the wrong party!"

Sam likes ...



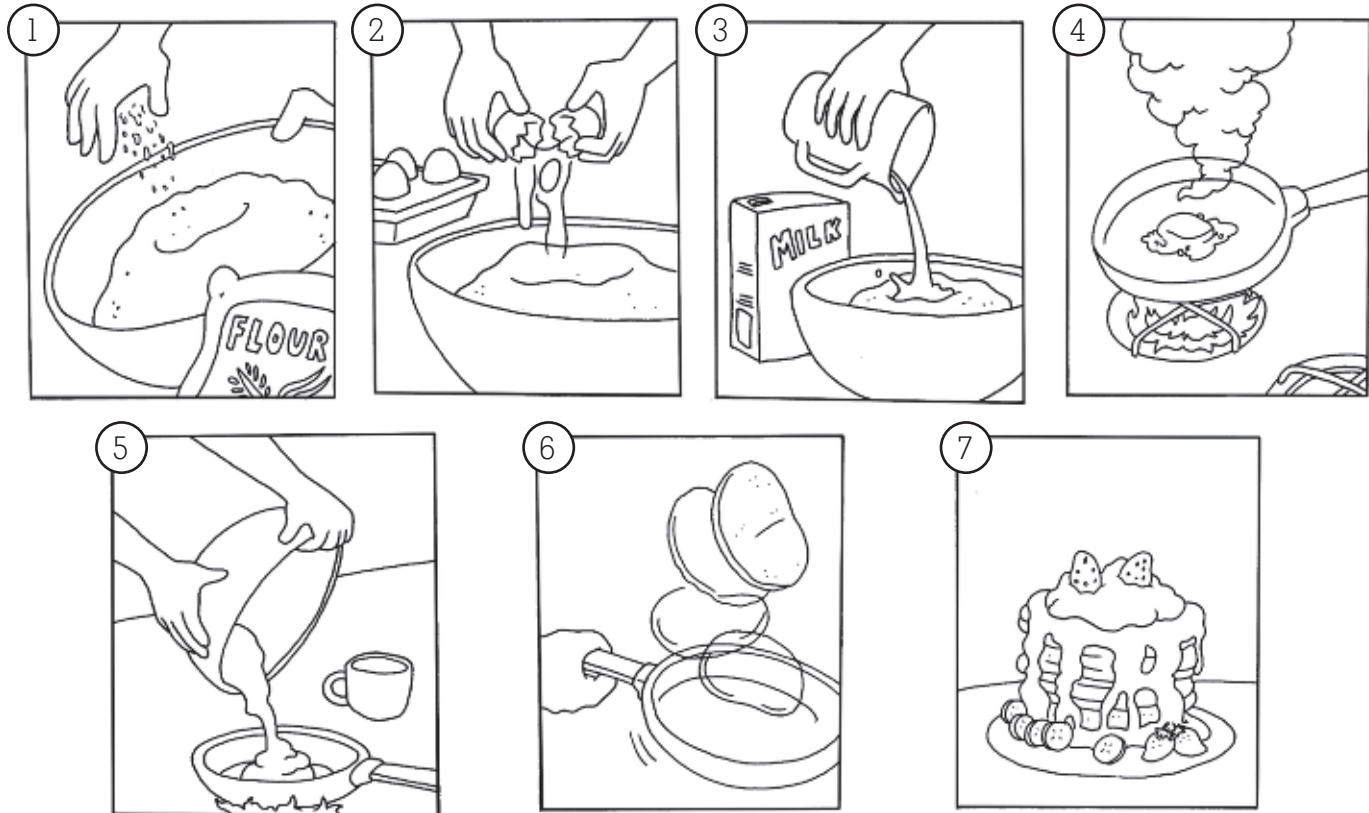




# Reading 5

Name: \_\_\_\_\_ Class: \_\_\_\_\_

Look and number the steps.



☐ Break the eggs on the side of the bowl. Put them into the flour.

☐ Pour the mixture into the pan – you'll need about one cup for each pancake.

☐ Cook the pancake for three minutes and turn it over. Cook the other side for one minute.

☐ Put some butter in a small pan and heat it.

☐ Put some flour and a little salt into a large bowl. Then, make a space in the middle of the flour.

☐ Next, mix together the water and milk in a cup. Slowly pour the liquid into the bowl. Mix it.


☐ Put fresh fruit and whipped cream on the pancakes.



## Reading 6

Name: \_\_\_\_\_ Class: \_\_\_\_\_

Read and match the descriptions to the thieves.



1

I was buying ice cream when I saw a man run out of the bank. He didn't have any hair, and he was wearing a mask. He was very short.



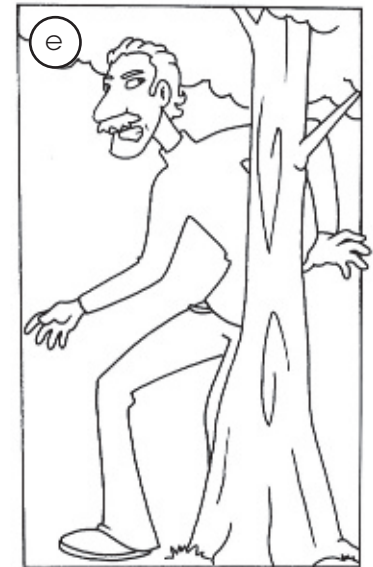
2

I was walking my dog when I saw a short fat woman run out of the post office. She had short curly hair. She was wearing boots.




3

I was buying a gift when I saw a woman take some things and put them in her pockets. She had a big coat and long straight hair.




4

I was sitting in my car when I saw a tall thin woman run out of the bank. She was wearing a mask. She had short straight hair and a small nose.



5

I was sitting in the park when I noticed a suspicious man hiding behind a tree. He was tall, thin and had short curly hair. He had a long nose and a moustache.



6

I was asleep when I heard a loud noise. I saw a short fat man climb into my neighbour's window. He had short hair and a small nose. He was wearing black clothes.



# Reading 7

Name: \_\_\_\_\_ Class: \_\_\_\_\_

Read and answer the questions.

What do people eat in space?  
When we think of space food, it's easy to imagine shiny, foil packages of dehydrated ice cream and blocks of mysterious proteins with the names of common dishes. This is pretty similar to what astronauts ate on their first space missions.

The first space food came in tubes like toothpaste or in dehydrated cubes. It didn't taste very good and the astronauts complained. Over time, NASA developed a menu of dehydrated foods like shrimp cocktail, apple sauce or chicken with vegetables. The astronauts used water to prepare the foods. Astronauts also had Space Sticks, a kind of food bar to eat in space. In the 1960s, people were very excited about space. Children could buy Space Sticks at the shop to try.

Nowadays, space food is very different. Astronauts have a large menu of dishes to choose from before their space flights. Doctors check the menus to make sure that the astronauts will receive the necessary vitamins and minerals from their

meals. A famous chef, Emeril Lagasse, even prepared a special dish for the astronauts to eat on Mardi Gras. There is an area where they can heat the food on the space shuttle or in the space station. Astronauts also take fresh foods, like bread, fruit and vegetables into space.

In the future, food technology will be very important. If the astronauts go to Mars, they will need to have lots of food because they will be in space for a long time. They will still take food packets like they do now, but they will also need to grow their own food. Scientists are investigating ways for the astronauts to grow grain and vegetables in space to make their own space food.



1. Why did astronauts complain about the first space food?

\_\_\_\_\_

2. What kind of space food could children buy?

\_\_\_\_\_

3. What fresh foods can astronauts eat?

\_\_\_\_\_

4. Why will astronauts need to grow their own food?

\_\_\_\_\_







## Reading 8

Name: \_\_\_\_\_ Class: \_\_\_\_\_

Read and mark (✓) the correct option.



Joshua and Jemima went to school in a small town. One Friday, they stayed late to finish a project. As they were leaving, they saw flashes of light from behind a door. Suddenly, green smoke came out of the room. The children ran out of the school. "What was that?" Jemima asked as they walked home. "I have no idea!" Joshua answered. "Let's try to investigate on Monday," he added. On Monday, Joshua and Jemima went to school as usual. They had a plan to find the room at break. But at break there was a special game and they couldn't go. After school, their mum was waiting for them outside.

They watched the school from the car. They saw more lights through one of the windows. It was the room! They saw a woman with strange goggles look out of the window. Then, the car went around a corner and they couldn't see anymore.

The next day at break, they escaped from the group and went to look for the room. When they found it, there were no flashes

of light. Joshua carefully opened the door. The room had a funny smell, and there were all kinds of test tubes and chemicals in the room. "What is this place?" Joshua asked. "Maybe a mad scientist works here," Jemima said.

Suddenly, they realized that they were not alone. They turned around slowly. It was the woman from the window. She had long curly hair and she was wearing purple goggles. She looked like an alien. Joshua and Jemima were terrified.

"Can I help you two find something?" she asked as she took her goggles off. "You look a little young to be in my lesson," she added. "Your lesson?" the children asked. "Yes, I'm Mrs. Black, the chemistry teacher." "Oh! We thought you were..." Jemima began. Then, the bell rang. Break was over. "You should go to your lesson now," Mrs. Black said. "It was nice to meet you." "You, too," the children said. "I guess it's not always good to have a good imagination," Joshua said.



# Reading 9

Name: \_\_\_\_\_ Class: \_\_\_\_\_

**Read the script and draw the scenes in your notebook.**

## **ACT 1, SCENE 1**

*[Paul is walking home from school. He stops in front of the pet shop. There are lots of pets in the window. A puppy touches the inside of the window with his nose.]*

**PAUL:** I wish you could be my pet, puppy. What kind of puppy are you? *[Reading sign]* Beagle. *[The puppy starts chasing its tail.]*

**PET SHOP OWNER:** he's very cute, isn't he?

**PAUL:** He is. How much does he cost?

**PET SHOP OWNER:** £100. His parents have won many competitions.

**PAUL:** *[disappointed]* Really? He's very expensive. My mum will never allow me to buy him. *[Paul walks the rest of the way home. He feels sad because he wants the puppy.]*

## **ACT 1, SCENE 2**

*[Paul gets home. Mum's making dinner. Dad's outside, washing the car.]*

**DAD:** There you are! You took your time coming home.

**PAUL:** *[sadly]* Yes.

**DAD:** What's wrong?

**PAUL:** Nothing, dad.

**MUM:** It's time for you to do your homework, Paul.

**PAUL:** OK, mum.

*[Paul starts doing his homework, but he can't concentrate. After twenty minutes, he sees that he only drew pictures of puppies in his notebook.]*

**PAUL:** Mum? Can I have a pet dog?

**MUM:** Hmm. Ask your dad.

## **ACT 1, SCENE 3:**

*[Paul goes outside to ask dad. He's very nervous.]*

**PAUL:** Hey, dad. I wanted to ask you something.

**DAD:** What is it, Paul?

**PAUL:** Well, I saw a puppy at the pet shop and I think I'm old enough to take care of him.

**DAD:** What did your mum say?

**PAUL:** To ask you.

**DAD:** Oh, well, I think you're responsible enough. You have to feed him and give him fresh water every day. But how much does he cost?

**PAUL:** £100.

**DAD:** OK. You can have the dog. But you need to raise some money. I'll help you with £50.

**PAUL:** Wow! Thanks, dad.

*[Paul walks into the house. He's thinking of a plan to raise the other £50.]*





# Reading Answers

## Unit 1

- 1 False
- 2 False
- 3 True
- 4 False
- 5 True
- 6 False
- 7 True
- 8 False

*Child's own answers*

## Unit 2

- 1 pizzeria
- 2 tomatoes
- 3 bread
- 4 Colosseum
- 5 round
- 6 toppings
- 7 delivery
- 8 Naples

## Unit 3

(left to right)

Top row:

3,7,2,8

Bottom row:

1,4,5,6

## Unit 4

Students circle the pictures of:

- 1 chocolate
- 2 rock music
- 3 cake
- 4 film camera

## Unit 5

(top to bottom)

Left hand column:

2,6, 1, 7

Right hand column:

5,4,3

## Unit 6

- 1 f
- 2 d
- 3 c
- 4 a
- 5 e
- 6 b

## Unit 7

- 1 Because it didn't taste very good.
- 2 Space sticks, a kind of food bar to eat in space.
- 3 Bread, fruit and vegetables.
- 4 Because in the future they will be in space for a long time.

## Unit 8

- 1 Right hand box
- 2 Right hand box
- 3 Right hand box
- 4 Right hand box

## Unit 9

Students draw the three scenes in their notebooks.  
Make sure they include all the detail provided.



# Review Games



## ✱ Jigsaw: Review units 1-3

How to play . . . . .	62
Worksheet . . . . .	63

## ✱ Blockbusters: Review units 4-6

How to play . . . . .	64
Worksheet . . . . .	65

## ✱ Race the clock: Review units 7-9

How to play . . . . .	66
Worksheet . . . . .	67







## Review units 1-3





### How to play

Form teams of three students and have each student find an object to mark his / her space during the game. Two teams play for each board. Students take turns rolling the die and moving their object to the corresponding space. One student from each team should write the letters or words from the space on a sheet of paper. When students on a team can make a word or a sentence using the letters and words on their sheet of paper, they win five points. The team with the most points at the end of the game wins.





# Dig & Draw





## Review units 4-6



# BLOCKBUSTERS


### How to play

Divide the class into pairs and have them choose an object to mark their space during the game. Each student chooses a side of the board: the right side (with the snail) or the left side (without the snail). The first student chooses a word that is touching the line on his/her side of the board. He/She makes a sentence with the word and moves to any word that is touching the existing space. If he/she cannot make a sentence, he/she does not move to a new space. The second student does the same from his/her side of the board. Students do not need to make sentences for empty spaces. The first student to reach the line on the opposite side of the board wins the game.



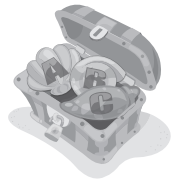


# BLOCKBUSTERS





## Review units 7-9





# RACE THE CLOCK

### How to play

Divide the class into pairs or groups and get students to choose objects to mark their space during the game. Students take turns rolling a die and moving the corresponding number of spaces. When a student lands on a space, the other students count to fifteen. The first student must unscramble the word or sentence before the others say fifteen. If he/she cannot guess, he/she returns to the previous space. The first student to reach the alarm clock at the centre of the game wins.











# Tests



## # Tests

Diagnostic Test . . . . .	70
Unit 1 Test . . . . .	74
Unit 2 Test . . . . .	77
Unit 3 Test . . . . .	80
Unit 4 Test . . . . .	83
Unit 5 Test . . . . .	86
Unit 6 Test . . . . .	89
Unit 7 Test . . . . .	92
Unit 8 Test . . . . .	95
Unit 9 Test . . . . .	98
Answers . . . . .	101








# Diagnostic Test

Name: \_\_\_\_\_ Class: \_\_\_\_\_

**1** Look and label the objects.



**2** Match the objects to the people.

**3** Complete the sentences.

1. Miss Mouse is (old) \_\_\_\_\_.
2. Mr. Bell is a (good) \_\_\_\_\_ singer than Bono.
3. Mrs. Brush is (short) \_\_\_\_\_ than Miss Hare.
4. Mr. Hike is (tall) \_\_\_\_\_ than Mr. Bell.
5. Mr. Bell is (thin) \_\_\_\_\_.
6. Miss Hare is (fast) \_\_\_\_\_.

**4** Listen and write the names. 2.33

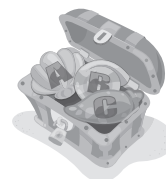
**5** Talk about the people with a friend.

Look, Miss Hare is taller than Mrs. Brush.


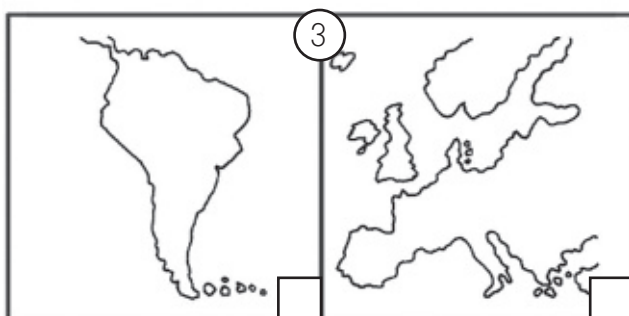

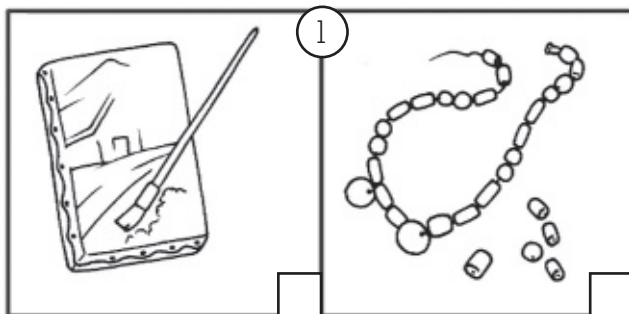


Yes, and she's thinner, too.





**2 Listen and mark (✓ or X).** 2.34



**3 Unscramble and answer the questions.**

paint did use pictures she to

use Europe to she live in did

a could car she drive

did use teach she to English

she could go hiking

to did she make use necklaces

**3 Sing a song.** 2.35

**Chorus:**

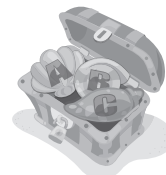
We all used to be small,  
We all used to be young,  
We couldn't do much,  
But now we can.

We used to be  
Little birdies in a tree.  
We couldn't fly,  
But now we fly high.



**Chorus**

We used to be  
Little kittens you and me.  
We couldn't run,  
But now we have fun.

**Chorus**



#### 4 Solve the crossword puzzle.



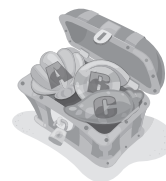
#### Complete the pieces of advice for each person.

1. He should \_\_\_\_\_.
2. He should \_\_\_\_\_.
3. \_\_\_\_\_.
4. \_\_\_\_\_.
5. \_\_\_\_\_.
6. \_\_\_\_\_.


#### 5 Look and write sentences.




1. do homework / start to rain  
\_\_\_\_\_
2. close windows / lights go out  
\_\_\_\_\_
3. walk with a candle / hurt her foot  
\_\_\_\_\_
4. have a bad dream / wake up  
\_\_\_\_\_




**6** Read and complete Mandy's plans for the week.




Mandy:hi!




Karen: hi! how R U?




Mandy:GR8. I'm playing the guitar. U?




Karen: OK. what R U doing 2moro?




Mandy:i'm going 2 the football match.




Karen: want 2 C a film on Wed, then?




Mandy:i can't. i'm visiting my cousins.




Karen: oh. is Thurs OK?




Mandy:no. i'm going to the dentist.  
let's go on Fri.




Karen: i can't. i'm acting in a play.



Mandy:Sat, then?



Karen: OK. C U then.



Mandy:OK. bye.

MANDY'S PLANS
MONDAY
TUESDAY
WEDNESDAY
THURSDAY
FRIDAY
SATURDAY
SUNDAY

**7** Look and complete with the correct form of *be going to*.

travel sail go swimming explore take fly

I \_\_\_\_\_ to the Galapagos Islands next summer. First, I \_\_\_\_\_ to Ecuador. Then, some friends and I \_\_\_\_\_ in a boat to the islands. Next, we \_\_\_\_\_ the area for three days. I \_\_\_\_\_ lots of photos! Finally, we \_\_\_\_\_ with turtles and dolphins. I can't wait!

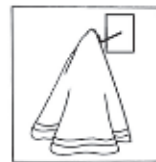




# Test 1

Name: \_\_\_\_\_ Class: \_\_\_\_\_

## 1 Read and write the correct word.



You put the  
rubbish here.

You need this to  
sweep the floor.

You use it to  
clean the table.

You wash the  
floor with it.

rubbish bin




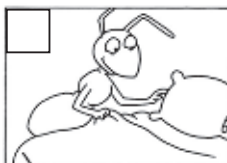
You can clean  
the dust from  
furniture with this.

You should take  
this to walk  
the dog safely.

You use this  
machine to clean  
the carpet.

## 2 Complete and number the household jobs.

1. s \_ e \_ t the table
2. sw \_ \_ \_ the floor
3. do the \_ \_ as \_ \_ \_ ng-up
4. t \_ \_ \_ e out the rubbish
5. d \_ \_ \_ t the furniture
6. v \_ \_ c \_ \_ \_ m the carpet
7. m \_ \_ \_ the floor
8. w \_ \_ \_ \_ the dog
9. m \_ \_ \_ e the bed







# Test 1

## 3 Complete the sentences.

1 We don't have to go to school tomorrow because it's Sunday.

2 \_\_\_\_\_ you \_\_\_\_\_ do much homework today?

3 No, I \_\_\_\_\_. Just two exercises.

4 My brother is a policeman. He \_\_\_\_\_ wear a uniform.

5 The concert is free. You \_\_\_\_\_ pay.

6 \_\_\_\_\_ you \_\_\_\_\_ make your bed every day?

7 Yes, I \_\_\_\_\_. But my brother never makes his. It's not fair!

8 David \_\_\_\_\_ practise every day to win the race.

9 The students \_\_\_\_\_ buy the tickets. The teacher will buy them.

## 4 Write sentences with *before* / *after*.

1. brush your teeth / go to bed

You have to brush your teeth before you go to bed.

2. take out the rubbish / have a party

\_\_\_\_\_

3. look both ways / cross the road

\_\_\_\_\_

4. wash your hands / have lunch

\_\_\_\_\_

5. wash the paintbrushes / paint

\_\_\_\_\_




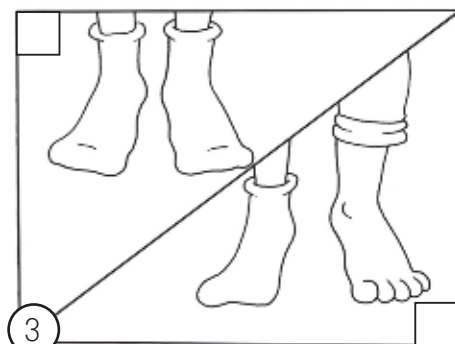





# Test 1

5 Read and mark (✓) the correct pictures.

- 1 Sally woke up one day and looked around her room. It was a disaster. There were books and clothes and toys all over the floor. There were dirty plates and cups and CDs and pieces of paper all over her desk.
- 2 She looked for her alarm clock to see the time, but she couldn't find it.
- 3 She got out of bed and looked for her socks. She found one but not the other. "My room is a complete mess!" she thought.
- 4 Sally went downstairs for breakfast. "Oh, no! My cup isn't here! It's in my room," she thought.
- 5 She went upstairs to look for the cup, but she couldn't find it! She started looking under the clothes in the middle of the room.
- 6 Suddenly, there was a knock on the door and her mum put her head into the room. "Do you want to go shopping?" Sally's mum asked.
- 7 Sally jumped up, but the clothes covered her! Mum couldn't see her. The door closed and Sally heard her mum leaving the house talking to her sister: "Sally isn't in her room. Just the usual mess!"



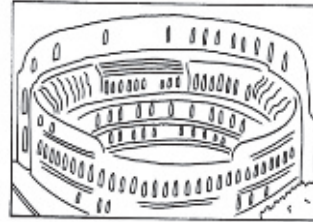



# Test 2

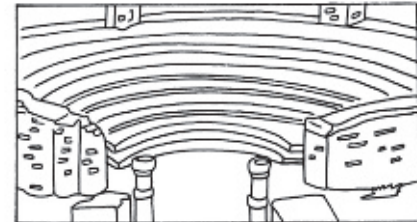

Name: \_\_\_\_\_ Class: \_\_\_\_\_

## 1 Unscramble and label.

b • l • i • c • u • p • b • t • h • a • d • u • c • t • a • u • e • q • i • n • f • o • u • n • a • t  
p • l • t • e • m • e • a • o • r • d • t • h • e • a • a • m • t • e • r • p • h • i • e • t • r • a • h • t • e



\_\_\_\_\_ aqueduct \_\_\_\_\_



\_\_\_\_\_

## 2 Complete the sentences.

citizen emperor gladiator philosopher scribe senator slave soldier

1. An emperor \_\_\_\_\_ was the most powerful person in Roman times.
2. A \_\_\_\_\_ wasn't free and worked for his owner.
3. A \_\_\_\_\_ worked as a politician and made laws.
4. A \_\_\_\_\_ fought for his life in the Colosseum.
5. A \_\_\_\_\_ wrote important documents.
6. A \_\_\_\_\_ was busy thinking about the meaning of life.
7. A \_\_\_\_\_ fought in wars to expand the Roman Empire.
8. A \_\_\_\_\_ was free and could vote.





## Test 2

### 3 Write sentences with *in* / *on*.

1. be born / 7<sup>th</sup> July, 1976

Rick was born on 7<sup>th</sup> July, 1976.

2. finish school / 1995

\_\_\_\_\_

3. graduate from university / 1999

\_\_\_\_\_

4. meet his girlfriend / 31<sup>st</sup> December, 2006

\_\_\_\_\_

5. get married / 2008

\_\_\_\_\_

6. his first son / be born / 12<sup>th</sup> March

\_\_\_\_\_

7. become the richest man in the world / 2010

\_\_\_\_\_



### 4 Circle the correct option

1. The children cheered happy / happily when they saw the clown.

2. My team played good / well but they lost the match.

3. The librarian told us to be quiet because we were talking loud / loudly.

4. You should eat healthy / healthily food.

5. My grandad is a bad / badly driver.

6. Could you speak slow / slowly, please? I don't understand.

7. I urgent / urgently need help with my Maths homework.

8. You need to run fast / fastly to win the race.







**6** Read and circle *True* or *False*.

## Spartacus, the slave

Spartacus was a free citizen born in Thracia (present day Bulgaria). He served in the Roman army in Macedonia. Later, people captured him and sold him into slavery. He trained at the gladiator school of Batiatus in Capua.

In 73 BC, Spartacus and seventy other gladiators took some weapons and escaped. They lived near the top of Mount Vesuvius, and they attacked farms to steal food. Many slaves joined them. Soon, the Senate sent an army to stop the revolt, but Spartacus and his men won the battle.

Spartacus later defeated two armies and advanced north. He wanted to lead his men across the Alps to escape from Italy. In 72 BC, Spartacus had 20,000 men and was a big problem for Rome.

The Senate finally asked two important generals for help: General Pompey from Spain and General Lucullus from northern Turkey. They finally defeated Spartacus in a major battle in the south of Italy. People think he died fighting the Roman soldiers, but they never found his body.



- |  |      |              |
|--|------|--------------|
| 1. Spartacus was born in Rome.                         | True | <u>False</u> |
| 2. People sold him as a slave.                         | True | False        |
| 3. In 73 BC, he escaped alone.                         | True | False        |
| 4. He and his men worked on farms to get food.         | True | False        |
| 5. The Senate wasn't happy with Spartacus.             | True | False        |
| 6. A Spanish and a Turkish general defeated Spartacus. | True | False        |
| 7. Spartacus's body is in Rome.                        | True | False        |



# Test 3

Name: \_\_\_\_\_ Class: \_\_\_\_\_

## 1 Label the pictures and match.



d r o u g h t



\_\_\_\_\_



\_\_\_\_\_



\_\_\_\_\_



\_\_\_\_\_



\_\_\_\_\_



\_\_\_\_\_

a column of  
wind in a storm

movement of the  
earth's surface

a long time  
with no rain

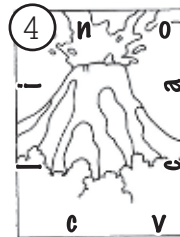

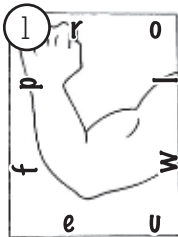
water that  
covers land

a large wave  
of water

an explosion  
from a volcano

a large storm  
from the ocean

## 2 Unscramble and complete.



1. A powerful \_\_\_\_\_ tornado lifted trains and houses into the air.
2. Avoid the beach after earthquakes because they can cause \_\_\_\_\_ tsunamis.
3. It's raining very hard because a \_\_\_\_\_ hurricane is near.
4. There was a large black cloud in the sky from the \_\_\_\_\_ eruption.
5. People covered their windows to protect them from the \_\_\_\_\_ winds.
6. A \_\_\_\_\_ earthquake caused many bridges and buildings to fall down.
7. It can be a very \_\_\_\_\_ experience to be in a natural disaster.



# Test 3

## 3 Complete the sentences with the comparative form.

1. Extreme surfing is more dangerous (dangerous) than sailing.
2. A sailing boat is \_\_\_\_\_ (big) than a surfboard.
3. Ocean waves are \_\_\_\_\_ (violent) than waves on a small lake.
4. A surfboard is \_\_\_\_\_ (cheap) than a sailing boat.
5. Waves from a hurricane are \_\_\_\_\_ (high) than normal waves.
6. Some people think surfing is \_\_\_\_\_ (exciting) than sailing.



## 4 Look and write sentences.



1. a tornado / a strong wind / a hurricane (destructive)

A tornado is more destructive than a strong wind.

A hurricane is the most destructive.



2. basketball / karate / football (popular)

\_\_\_\_\_  
\_\_\_\_\_




3. Ed's mark / Lin's mark / Tom's mark (good)

\_\_\_\_\_  
\_\_\_\_\_



4. cars / boats / planes (fast)

\_\_\_\_\_  
\_\_\_\_\_



5. a Jeep / a Beetle / a Ferrari (expensive)

\_\_\_\_\_  
\_\_\_\_\_



## 5 Read and write the correct letter.

Yellowstone National Park is on top of one of the largest volcanoes in the world. It is America's first national park and every year millions of visitors come to admire its hot springs and geysers. Not many visitors know that these wonders are caused a few miles under ground by heat from a large reservoir of magma.

Between 1,000 and 3,000 earthquakes typically occur each year within Yellowstone National Park. Most earthquakes are too small to feel, but they reflect the active nature of the Yellowstone region, the most active volcanic area in the United States. The most notable earthquake in Yellowstone's recent history occurred in 1959. It had a magnitude of 7.5. It caused \$70 million in damages and killed 28 people.

Scientists say that Yellowstone Park is on a regular eruption cycle of 600,000 years. The last eruption was 640,000 years ago!

The next eruption could be 2,500 times the size of the Mount St. Helens eruption in 1980. Fortunately, the Yellowstone volcanic system shows no signs of a big eruption in the near future. In fact, the probability of a natural disaster happening at Yellowstone in the next few thousand years is very low.



1. Millions of people...     f
2. There is a large deposit of magma...
3. Every year, there are between one thousand and three thousand...
4. In 1959,...
5. The last volcanic eruption...
6. The probability of an eruption at Yellowstone in the near future...

a earthquakes in Yellowstone.

b there was a big earthquake.

c happened hundreds of thousands of years ago.

d isn't very high.

e a few miles under ground.

f visit the park every year.






# Test 4

Name: \_\_\_\_\_ Class: \_\_\_\_\_

## 1 Complete the words.



## 2 Complete the sentences.

get blow up bake choose pour put up ~~send~~ prepare

I didn't send the invitations.

Who can \_\_\_\_\_ the snacks?

Maybe Ben can \_\_\_\_\_ the games ready.

Who will \_\_\_\_\_ the drinks?

John likes to \_\_\_\_\_ the balloons.

I need someone to \_\_\_\_\_ the music.

Laura promised to \_\_\_\_\_ the cake.

Who will \_\_\_\_\_ the decorations?




# Test 4

## 3 Write sentences with *I'll* / *I won't*.

answer it   be late   get the ball   ~~make too much noise~~  
open the door   do the washing-up

1. "Don't worry, Dad. I won't make too much noise. "
2. " \_\_\_\_\_, Madam."
3. " \_\_\_\_\_ "
4. "Don't worry, Dad. \_\_\_\_\_ "
5. "I can help. \_\_\_\_\_ "
6. " \_\_\_\_\_ Maybe it's Dad."



## 4 Match.

I'm very hungry.

Who will choose the music?

Don't forget to walk the dog!

I've got a terrible headache.

It's very hot in here.

I don't understand this exercise.

Will they buy the balloons?

I'll help you.

Don't worry. I won't.

Yes, they will.

I'll get you some aspirin.

I'll make you a sandwich.

I'll open the window.

I will.



## Test 4

5 Read and answer the questions.



**Simon**



Simon says he's very athletic. He loves all sports, but he's especially interested in football. He plays it with his friends most weekends. He also enjoys swimming and playing tennis. He's got an old racket that isn't very good.



**Diana**



Diana says she likes football but she doesn't play it. She's a big Arsenal fan and watches the matches as often as she can. She wants to go to all their matches, but the tickets are expensive and she hasn't always got the money. She also likes tennis.



**James**



James says he loves water sports. He's on the school swimming team and goes to the pool every day. He really wants to learn how to scuba dive, but he needs the equipment.



**Gary**



Gary says he isn't athletic at all. He loves reading. He always needs a new book to read. But his doctor says he has to do exercise or he'll have health problems. He likes swimming and his parents want him to start swimming lessons at the local pool.

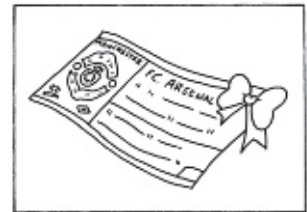

1. Who's an Arsenal fan?
2. Who's got a daily activity?
3. Who likes football, but doesn't play it?
4. Who spends most weekends with his friends?
5. Who doesn't swim?
6. Who would enjoy going to a bookshop?

Diana

6 Write the correct name.



James





# Test 5

Name: \_\_\_\_\_ Class: \_\_\_\_\_

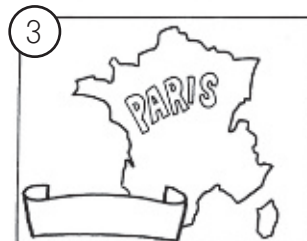
## 1 Write the countries and nationalities.



Chinese



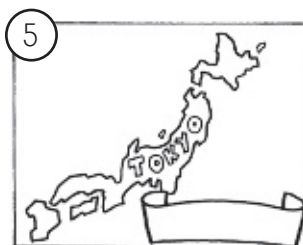
\_\_\_\_\_



\_\_\_\_\_



\_\_\_\_\_



\_\_\_\_\_



\_\_\_\_\_



\_\_\_\_\_




\_\_\_\_\_

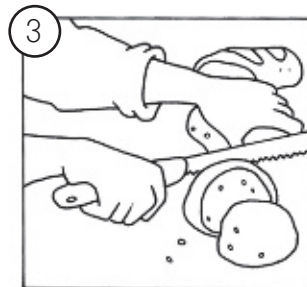
## 2 Label the pictures.



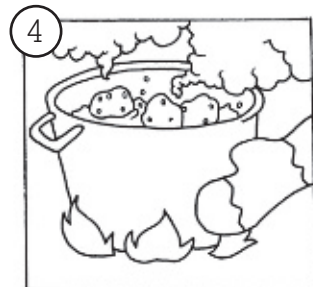
bake the cake



\_\_\_\_\_



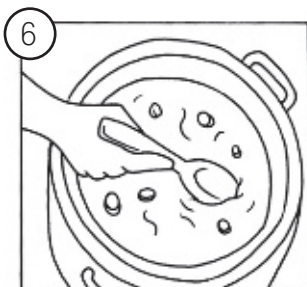
\_\_\_\_\_



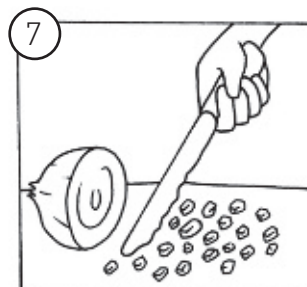
\_\_\_\_\_



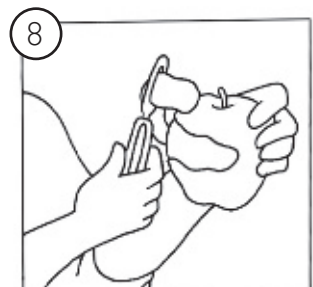
\_\_\_\_\_



\_\_\_\_\_



\_\_\_\_\_



\_\_\_\_\_





# Test 5

## 3 Write questions and answers.

1. cook spaghetti bolognese **30 mins**    2. bake a cake **45 mins**

3. make a fruit salad **20 mins**    4. fry an egg **5 mins**

1. How long does it take to cook spaghetti bolognese?

It takes 30 minutes.

2. \_\_\_\_\_

3. \_\_\_\_\_

4. \_\_\_\_\_

## 4 Write questions and answers about Maggie's activities.

SUN	MON	TUE	WED	THU	FRI	SAT
visit Granny						

How often does Maggie visit her granny?

Once a week.

SUN	MON	TUE	WED	THU	FRI	SAT
brush her teeth						

SUN	MON	TUE	WED	THU	FRI	SAT
take guitar lessons						

SUN	MON	TUE	WED	THU	FRI	SAT
do her homework						

SUN	MON	TUE	WED	THU	FRI	SAT
have basketball practice						



5 Read and circle *True* or *False*.




Sally loves cooking, so when her school organised a cooking competition she was really excited.

## INTERNATIONAL COOKING COMPETITION



Friday 12.00. All dishes must have an international flavour and must be prepared in the school's kitchen. The judge will be Mr. Howard, the headteacher. Register with Miss Smith by 3.00 pm today.




Sally registered and started to plan what she was going to cook.

"I think I'll make a Spanish omelette," she told her best friend.

"Good idea, they're delicious!"

The day before the competition, Sally went shopping with her mum.



The day of the competition arrived. Sally took all of her ingredients to school and at 12.00 she was ready to start cooking. She mixed the eggs, peeled the potatoes and chopped the chilli. Everything was going perfectly. She put all of the ingredients in a frying pan and started to cook the omelette.

"Stop cooking!" Miss Smith shouted a little later. Sally stopped, picked up a piece of chilli and ate it.

"Oh no!" she thought "The chilli is too spicy!"

Suddenly Mr. Howard arrived. He picked up a piece of the omelette with a big piece of chilli in it. As he chewed, he started turning red and he started to sweat! Then, he looked at Sally in surprise.

"Wow!" he said. "How did you know I liked spicy food? This is delicious!"

- |   |      |       |
|---|------|-------|
| 1. The cooking competition was at 3.00 pm.              | True | False |
| 2. Students didn't have to cook their dishes at school. | True | False |
| 3. The judge of the cooking competition was Miss Smith. | True | False |
| 4. Sally cooked something international.                | True | False |
| 5. She didn't get all the ingredients she needed.       | True | False |
| 6. Mr. Howard liked Sally's dish.                       | True | False |



Name: \_\_\_\_\_ Class: \_\_\_\_\_

## 1 Unscramble and complete.




e•t•h•i•f   ~~g•e•r•f•i•n•p•r•i•n•t•s~~   n•e•s•s•w•i•t  
n•i•f•y•m•a•g•i•n•g•g•s•s•a•l   s•k•m•a   t•e•c•v•e•d•e•t•i  
t•o•f•o•t•r•p•i•n•s   v•i•e•d•e•n•e•c

- Investigators look for fingerprints at a crime scene to identify the criminal.
- The police need \_\_\_\_\_ to accuse someone of a crime.
- A \_\_\_\_\_ investigates a crime.
- \_\_\_\_\_ are the marks that your feet leave.
- Thieves wear a \_\_\_\_\_ on their face to hide their identity.
- Detectives use a \_\_\_\_\_ to look for very small things.
- A \_\_\_\_\_ steals things from people.
- A \_\_\_\_\_ is a person who sees a crime.

## 2 Complete the story.

arrested him   check his alibi   ~~look for clues~~  
process the evidence   interview witnesses   found proof



I received a call from Mr. Fox this morning. His canary was missing. I visited him to look for clues. I searched the room carefully, but I didn't find anything. I decided to \_\_\_\_\_. Mrs. Skunk saw Mr. Cat at the scene of the crime. I asked him lots of questions to \_\_\_\_\_. I \_\_\_\_\_ – a feather behind his ear! Then, I \_\_\_\_\_ and went to the laboratory to \_\_\_\_\_. But I freed Mr. Cat when we found the canary – on his way home from the beach!



## Test 6

### 3 Complete the policeman's notes.

1 The thief is tall and thin.

2 I can see her from my house.

3 She's wearing a mask.

4 The thief is carrying a bag.

5 She's climbing into the window.

6 I'm very scared.

1. She says she is tall and thin.

2. \_\_\_\_\_

3. \_\_\_\_\_

4. \_\_\_\_\_

5. \_\_\_\_\_

6. \_\_\_\_\_

### 4 Report what the children say.

1 We're OK, Mum.

2 We're visiting the aquarium.

3 It's hot.

4 We're very happy.

5 We're having a great time.

6 We don't want to come home.

7 We miss you.

1. They say they're OK.

2. \_\_\_\_\_

3. \_\_\_\_\_

4. \_\_\_\_\_

5. \_\_\_\_\_

6. \_\_\_\_\_

7. \_\_\_\_\_





**5** Read and underline the correct answers.

Sir Arthur Conan Doyle was born in Scotland in 1859. He died in 1930. He studied to be a doctor at the University of Edinburgh, but he also liked writing. He created one of the world's most famous detectives, Sherlock Holmes, and his assistant Dr. Watson.

The first Sherlock Holmes mystery was *A Study in Scarlet*, published in 1887. Then, Conan Doyle wrote *A Sign of Four* in 1890. Soon Sherlock Holmes had lots of fans. From 1891 to 1893, detective stories with Holmes and Watson became very popular.

Sherlock Holmes lived in London at 221 B Baker Street. People liked the unusual character with his magnifying glass and pipe and how he solved crimes while playing the violin. He was so popular that when Conan Doyle wrote *The Final Problem*, in which Holmes and his enemy Professor Moriarty die, there was a public protest and Conan Doyle had to bring him back to life!

Conan Doyle continued the mysteries with Holmes and Watson nine years later in *The Hound of the Baskervilles* (1902). More novels and short stories followed. He wrote the last story, *The Case-Book of Sherlock Holmes*, in 1927.




1. Sir Arthur Conan Doyle was born in...
  - a) England.
  - b) London.
  - c) Scotland.
2. His first novel was...
  - a) *A Sign of Four*.
  - b) *A Study in Scarlet*.
  - c) *The Final Problem*.
3. In *The Final Problem*...
  - a) Sherlock Holmes kills his enemy.
  - b) Sherlock Holmes and Professor Moriarty die.
  - c) Professor Moriarty kills Sherlock Holmes.
4. Conan Doyle wrote the last story...
  - a) in 1930.
  - b) in 1907.
  - c) in 1927.
5. Conan Doyle was...
  - a) a detective.
  - b) a university professor.
  - c) a doctor.
6. Dr. Watson...
  - a) was Conan Doyle's assistant.
  - b) was Sherlock Holmes's doctor.
  - c) helped Sherlock Holmes solve mysteries.
7. Conan Doyle wrote more stories because...
  - a) people asked him to.
  - b) he was bored.
  - c) he wanted to make more money.



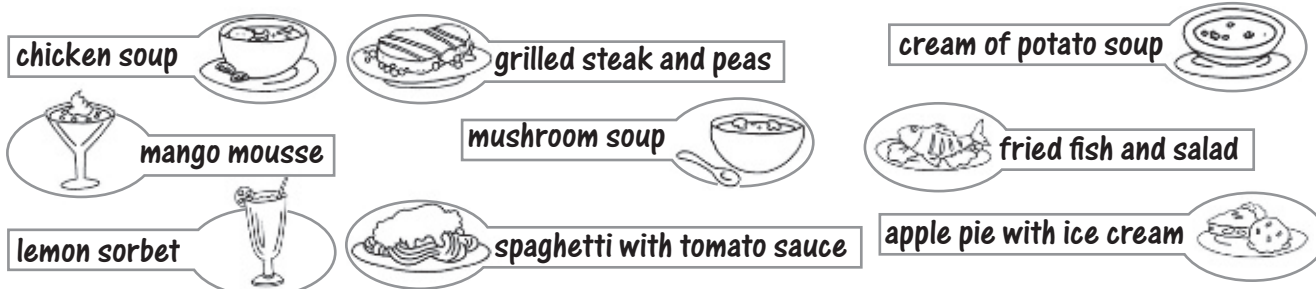
# Test 7

Name: \_\_\_\_\_ Class: \_\_\_\_\_

## 1 Label the picture.



## 2 Categorize the dishes.



MENU		
STARTERS	MAIN COURSES	DESSERTS
1. chicken soup	4. _____	7. _____
2. _____	5. _____	8. _____
3. _____	6. _____	9. _____



# Test 7

## 3 Unscramble the questions.

1. famous • will • I • be

Will I be famous?

Yes, you'll be a famous singer.

2. band • who • my • be • will • in

\_\_\_\_\_

\_\_\_\_\_

3. band • my • what • be • will • the • of • name

\_\_\_\_\_

\_\_\_\_\_

4. perform • where • we • will

\_\_\_\_\_

\_\_\_\_\_

5. will • hit • greatest • what • be • our

\_\_\_\_\_

\_\_\_\_\_

6. will • do • other • things • I

\_\_\_\_\_

\_\_\_\_\_

In many different countries   Star Rockers   ~~Yes, you'll be a famous singer~~  
Yes, you'll help lots of people   Your best friends   Travelling Across the Universe

## 4 Answer the questions.

## 4 Write questions about life in 2050.

1. we / have more free time ✓

Will we have more free time?

Yes, we will.

2. we / build cities underwater ✗

\_\_\_\_\_

\_\_\_\_\_

3. robots / do the housework ✓

\_\_\_\_\_

\_\_\_\_\_

4. football / still be popular ✓

\_\_\_\_\_

\_\_\_\_\_

5. dogs / become extinct ✗

\_\_\_\_\_

\_\_\_\_\_

6. scientists / clone people ✗

\_\_\_\_\_

\_\_\_\_\_

7. people / speak the same language ✗

\_\_\_\_\_

\_\_\_\_\_

8. children / study at home ✓

\_\_\_\_\_


\_\_\_\_\_





## 5 Read and number the pictures.

- 1 I get up at about eight thirty and get ready. It takes longer because of zero gravity. I use a wet towel to wash my face. Then, I brush my teeth.
- 2 After that, it's time for breakfast. I usually have scrambled eggs, juice, bread and coffee. I make the hot food by injecting hot water into a dry food packet.
- 3 After breakfast, I start doing scientific experiments.
- 4 At about seven o'clock at night, I stop working and relax. Sometimes, I watch a video with the other astronauts or we just talk about the day's work.
- 5 After that, I write letters or read.
- 6 But what I like the most is to go to the window to watch the world go by. We orbit the Earth every 90 minutes so we see the sun rise 16 times a day!
- 7 I'm usually in bed by eleven o'clock. I use a sleeping bag that I tie to a wall or to the floor. I don't need a pillow because my head will float in a comfortable position while I sleep.



## ⚓ Complete each sentence with one verb.

1. Zero gravity makes things float in a spaceship.
2. The astronaut injects hot water into a dry food packet.
3. He sees the sun rise sixteen times a day.
4. At seven o'clock, the astronauts can relax.
5. Before they go to bed, they have time to write letters.
6. He ties his sleeping bag to the floor so it doesn't float.
7. He doesn't need a pillow to sleep.

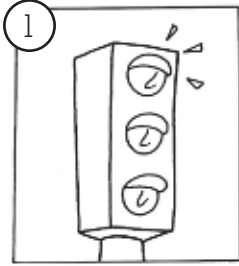






# Test 8


## 3 Look and match.



turn red




shake your head  
from left to right



put a piece of  
wood in water



move your head  
up and down



add oil  
to water

a it means "No"

b cars stop

c it means "Yes"

d it floats

e it doesn't mix

## 4 Write sentences.

1. If the traffic lights turn red, cars stop.
2. \_\_\_\_\_
3. \_\_\_\_\_
4. \_\_\_\_\_
5. \_\_\_\_\_

## 4 Complete with too / enough.

1. I can't see the words on the blackboard. They're too small.
2. I didn't enjoy the film because we sat \_\_\_\_\_ close to the screen.
3. The music is \_\_\_\_\_ loud and I can't concentrate.
4. My composition was not good \_\_\_\_\_ to win the writing competition.
5. She can't carry the rucksack. It's \_\_\_\_\_ heavy.
6. You can't be a firefighter. You're not strong \_\_\_\_\_.
7. It's not hot \_\_\_\_\_ to go swimming.




## 5 Read and underline the correct option.

1 Benjamin Franklin was born in Boston, USA, in 1706, but lived most of his life in Philadelphia. He was an important politician and helped to write two historic documents: the Declaration of Independence and the American Constitution. But he was not only a respected politician. He was also a writer, a printer, a scientist and an inventor.

5 Franklin's inventions helped to solve problems in everyday life. One of them was bifocal glasses. Franklin had bad eyesight and needed two pairs of glasses to see both near and far. Eventually, he got tired of putting one pair on and taking the other off. He cut two pairs of glasses in half and put half of each lens in a single frame. Bifocal glasses were born.

10 Franklin's inventiveness led him to experiment with electricity. In 1752, he tied a key to a kite and flew it during a thunderstorm. He received a shock, but the experience led him to invent the lightning rod. Today, people use it to protect houses and buildings from storms.

1. In line 1, *his* refers to:  
a) Boston  
b) Benjamin Franklin  
c) Philadelphia
2. In line 5, *them* refers to:  
a) inventions  
b) bifocal glasses  
c) the American Constitution
3. In line 7, *other* refers to:  
a) a lens  
b) bifocal glasses  
c) a pair of glasses
4. In line 9, *him* refers to:  
a) Benjamin Franklin  
b) inventiveness  
c) bifocal glasses
5. In line 10, *it* refers to:  
a) the kite  
b) the kite and the key  
c) the key
6. In line 11, *it* refers to:  
a) a thunderstorm  
b) a shock  
c) a lightning rod





# Test 9

Name: \_\_\_\_\_ Class: \_\_\_\_\_

## 1 Complete the text.

audience   characters   curtain   director   play  
programmes   props   script   setting   spotlight   stage

I went to the theatre. The play \_\_\_\_\_ we saw was Macbeth. A man in a uniform took us to our seats. He gave us two \_\_\_\_\_ to look at. Suddenly, the lights went out and the \_\_\_\_\_ went up. Someone turned on the \_\_\_\_\_. The \_\_\_\_\_ was very real: it was the inside of a castle. The \_\_\_\_\_ were swords, knives and helmets. Macbeth is a tragedy, so lots of the \_\_\_\_\_ died at the end. The man next to me had a \_\_\_\_\_ with the actors' lines. At the end, the \_\_\_\_\_ clapped and cheered enthusiastically. All the actors and actresses came onto the \_\_\_\_\_. The \_\_\_\_\_ also came out.



## 2 Read and complete.

put on   turn on   take off   running away  
point at   pick up   ~~turn off~~   laughing at

1. It's a bit cold in here. Can you turn off \_\_\_\_\_ the air-conditioning?
2. Oh, no! I dropped all the marbles. Now, I have to \_\_\_\_\_ them \_\_\_\_\_.
3. Can you \_\_\_\_\_ the TV? I want to watch the match.
4. Caps aren't allowed in my class, John! \_\_\_\_\_ it \_\_\_\_\_.
5. They're \_\_\_\_\_ me because I'm wearing two different shoes.
6. You shouldn't \_\_\_\_\_ people. It's rude.
7. Stop that man! He stole my bag! He's \_\_\_\_\_!





# Test 9

## 3 Complete with *might* and the verbs.

win burn finish come watch ask


1. Don't play with matches. You might burn your fingers.
2. Bill called. He \_\_\_\_\_ to the concert with us.
3. The music next door is really loud. We \_\_\_\_\_ them to turn it down.
4. My dad can run really fast. He \_\_\_\_\_ the marathon in first place.
5. I'm bored. I \_\_\_\_\_ a football match tonight.
6. Why don't you enter the poetry competition? You \_\_\_\_\_.



## 4 Write sentences with *be going to*.



the soldier / jump out of / a plane  
The soldier is going to  
jump out of a plane.



the spiders / catch / the fly



the firefighter / rescue / the cat



the fish / eat / the worm



the dog / catch / the ball



they / surprise / him



## Test 9


### Read and solve the crossword puzzle.

William Shakespeare is the world's greatest English-language poet and playwright. His plays appear in many languages, and are performed more often than those of any other writer. But Shakespeare was born into a simple family in 1564 in England. His dad, John, trained as a glove-maker and married Mary Arden, a farmer from the nearby village. Shakespeare's education wasn't exceptional either. He left school at around the age of fourteen.


When Shakespeare was eighteen, he married Anne Hathaway. They had three children: Susanna and twins Hamnet and Judith. But he didn't become a successful playwright until after he moved to London in 1586 and established himself as an actor. By 1592, he was recognized as a successful actor and poet.

He wrote at least thirty-six plays, including his famous tragedies: *Hamlet*, *King Lear* and *Macbeth*. In his later life, he wrote mainly romances, such as *Romeo and Juliet*.

Shakespeare retired from the theatre and went back home around 1613, where he died three years later. While Shakespeare's family line ended with the death of his granddaughter Elizabeth in 1670, his plays live on.



1. Shakespeare was also an \_\_\_\_\_.
2. He was born in \_\_\_\_\_.
3. A playwright writes \_\_\_\_\_.
4. *Hamlet*, *King Lear* and *Macbeth* were \_\_\_\_\_.
5. *Romeo and Juliet* was a \_\_\_\_\_.
6. Shakespeare's wife's name was \_\_\_\_\_.
7. Shakespeare became successful in \_\_\_\_\_.
8. Elizabeth was his \_\_\_\_\_.
9. His plays are performed in many \_\_\_\_\_.
10. His father made \_\_\_\_\_.





# Test Answers

## Diagnostic Test

1

- 1 Mr. Bell
- 2 Mr. Hike
- 3 Mrs. Brush
- 4 Miss Hare
- 5 Miss Mouse

- a rucksack
- b picture
- c recorder
- d laptop
- e sculpture
- f trophy
- g medal
- h webcam
- i guitar
- j ticket

- 1 the oldest
- 2 better
- 3 shorter
- 4 taller
- 5 the thinnest
- 6 the fastest

2

- |   |   |   |
|---|---|---|
| 1 | x | ✓ |
| 2 | ✓ | x |
| 3 | ✓ | x |
| 4 | x | ✓ |

Did she use to paint pictures?  
No, she didn't.

Did she use to live in Europe?  
No, she didn't.

Could she drive a car?  
No, she couldn't.

Did she use to teach English?  
Yes, she did.

Could she go hiking?  
Yes, she could.

Did she use to make necklaces?  
Yes, she did.

4

- 1 fever
  - 2 toothache
  - 3 backache
  - 4 headache
  - 5 sore throat
  - 6 stomach ache
- 1 use a compress
  - 2 take a pill
  - 3 He should use ointment.
  - 4 She should take a pill.
  - 5 She should take some medicine.
  - 6 He should drink some herbal tea.

5

- 1 She was doing her homework when it started to rain.
- 2 She was closing the windows when the lights went out.
- 3 She was walking with a candle when she hurt her foot.
- 4 She was having a bad dream when she woke up.

6

Monday: playing the guitar  
Tuesday: going to the football match  
Wednesday: visiting her cousins  
Thursday: going to the dentist  
Saturday: going to the cinema / going to see a film

7

'm going to travel  
'm going to fly  
are going to sail  
're going to explore  
'm going to take  
're going to go swimming

## Unit 1

1

- |             |                |
|-------------|----------------|
| rubbish bin | feather duster |
| broom       | lead           |
| duster      | vacuum cleaner |
| mop         |                |

2

- 1 set the table
- 2 sweep the floor
- 3 do the washing-up
- 4 take out the rubbish
- 5 dust the furniture
- 6 vacuum the carpet
- 7 mop the floor
- 8 walk the dog
- 9 make the bed

(left to right)

Top row: 9, 1, 5, 3, 6

Bottom row: 7, 2, 4, 8

3

- 1 don't have to
- 2 Do ... have to
- 3 don't
- 4 has to
- 5 don't have to
- 6 Do ... have to
- 7 do
- 8 has to
- 9 don't have to

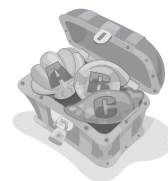
4

- 1 You have to brush your teeth before you go to bed.
- 2 You have to take out the rubbish after you have a party.
- 3 You have to look both ways before you cross the road.
- 4 You have to wash your hands before you have lunch.
- 5 You have to wash the paintbrushes after you paint.

5

- 1 top triangle
- 2 bottom triangle
- 3 bottom triangle
- 4 bottom triangle
- 5 bottom triangle
- 6 top triangle
- 7 top triangle





## Unit 2

1

(left to right)  
aqueduct  
fountain  
amphitheatre  
road  
temple  
public bath  
theatre

2

1 emperor  
2 slave  
3 senator  
4 gladiator  
5 scribe  
6 philosopher  
7 soldier  
8 citizen

3

1 Rick was born on 7<sup>th</sup> July, 1976.  
2 He finished school in 1995.  
3 He graduated from university in 1999.  
4 He met his girlfriend on 31<sup>st</sup> December, 2006.  
5 He got married in 2008.  
6 His first son was born on 12<sup>th</sup> March.  
7 He became the richest man in the world in 2010.

4

1 happily  
2 well  
3 loudly  
4 healthy  
5 bad  
6 slowly  
7 urgently  
8 fast

5

1 False                      5 True  
2 True                      6 True  
3 False                      7 False  
4 False

## Unit 3

1

drought = a long time with no rain  
earthquake = movement of the earth's surface  
eruption = an explosion from a volcano  
flood = water that covers land  
hurricane = a large storm from the ocean  
tornado = a column of wind in a storm  
tsunami = a large wave of water

2

1 powerful  
2 dangerous  
3 raging  
4 volcanic  
5 violent  
6 destructive  
7 frightening

3

1 more dangerous  
2 bigger  
3 more violent  
4 cheaper  
5 higher  
6 more exciting

4

1 A tornado is more destructive than a strong wind.  
A hurricane is the most destructive.  
2 Basketball is more popular than karate.  
Football is the most popular.  
3 Ed's mark is better than Lin's mark.  
Tom's mark is the best.  
4 Cars are faster than boats.  
Planes are the fastest.  
5 A Jeep is more expensive than a Beetle.  
A Ferrari is the most expensive.

5

1 f                              4 b  
2 e                              5 c  
3 a                              6 d

## Unit 4

1

(top to bottom, left to right)  
decorations  
invitations  
snacks  
plate  
fork  
knife  
spoon  
cup

2

(top to bottom, left to right)  
send  
prepare  
get  
pour  
blow up  
choose  
bake  
put up

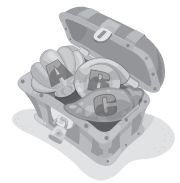
3

1 "Don't worry, Dad. I won't make too much noise."  
2 "I'll open the door, Madam."  
3 "I'll get the ball."  
4 "Don't worry, Dad. I won't be late."  
5 "I can help. I'll do the washing-up."  
6 "I'll answer it. Maybe it's Dad."

4

I'm very hungry.  
– I'll make you a sandwich.  
Who will choose the music.  
– I will.  
Don't forget to walk the dog.  
– Don't worry, I won't.  
I've got a terrible headache.  
– I'll get you some aspirin.  
It's very hot in here.  
– I'll open the window.  
I don't understand this exercise.  
– I'll help you.  
Will they buy the balloons?  
– Yes, they will.





5

- 1 Diana
- 2 James
- 3 Diana
- 4 Simon
- 5 Diana
- 6 Gary

- 1 James
- 2 Simon
- 3 Gary
- 4 Diana

### Unit 5

1

- 1 China – Chinese
- 2 the United States – American
- 3 France – French
- 4 Great Britain – British
- 5 Japan – Japanese
- 6 Italy – Italian
- 7 Mexico – Mexican
- 8 Spain – Spanish

2

- 1 bake the cake
- 2 fry the fish
- 3 slice the bread
- 4 boil the potatoes
- 5 grill the meat
- 6 stir the soup
- 7 chop the onion
- 8 peel the apple

3

- 1 How long does it take to cook spaghetti bolognese?  
It takes 30 minutes.
- 2 How long does it take to bake a cake?  
It takes 45 minutes.
- 3 How long does it take to make a fruit salad?  
It takes 20 minutes.
- 4 How long does it take to fry an egg?  
It takes 5 minutes.

4

How often does Maggie visit her granny?  
Once a week.

How often does she brush her teeth?  
Three times a day.

How often does she take guitar lessons?  
Twice a week.

How often does she do her homework?  
Four times a week.

How often does she have basketball practice?  
Three times a week.

5

- |         |         |
|---------|---------|
| 1 False | 4 True  |
| 2 False | 5 False |
| 3 False | 6 True  |

### Unit 6

1

- 1 fingerprints
- 2 evidence
- 3 detective
- 4 Footprints
- 5 mask
- 6 magnifying glass
- 7 thief
- 8 witness

2

look for clues  
interview witnesses  
check his alibi  
found proof  
arrested him  
process the evidence

3

- 1 She says she is tall and thin.
- 2 She says she can see her from her house.
- 3 She says she's wearing a mask.
- 4 She says she's carrying a bag.
- 5 she says she's climbing into the window.
- 6 She says she's very scared.

4

- 1 They say they're OK.
- 2 They say they're visiting the aquarium.
- 3 They say it's hot.
- 4 They say they're very happy.
- 5 They say they're having a great time.
- 6 They say they don't want to come home.
- 7 They say they miss us.

5

- 1 Scotland
- 2 *A Study in Scarlet*
- 3 Sherlock Holmes and Professor Moriarty die
- 4 in 1927
- 5 a doctor
- 6 helped Sherlock Holmes solve mysteries
- 7 people asked him to

### Unit 7

1

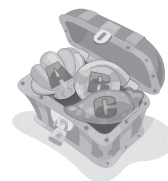
- |               |          |
|---------------|----------|
| 1 customer    | 5 waiter |
| 2 waitress    | 6 pepper |
| 3 credit card | 7 salt   |
| 4 bill        | 8 menu   |

2

- 1 chicken soup
- 2 cream of potato soup
- 3 mushroom soup
- 4 grilled steak and peas
- 5 spaghetti with tomato sauce
- 6 fried fish and salad
- 7 mango mousse
- 8 lemon sorbet
- 9 apple pie with ice cream

3

- 1 Will I be famous?  
Yes, you'll be a famous singer.
- 2 Who will be in my band?  
Your best friends.
- 3 What will be the name of my band?  
Star Rockers.
- 4 Where will we perform?  
In many different countries.
- 5 What will be our greatest hit?  
Travelling Across the Universe.
- 6 Will I do other things?  
Yes, you'll help many people.



**4**

- 1 Will we have more free time?  
Yes, we will.
- 2 Will we build cities underwater?  
No, we won't.
- 3 Will robots do the housework?  
Yes, they will.
- 4 Will football still be popular?  
Yes, it will.
- 5 Will dogs become extinct?  
No, they won't.
- 6 Will scientists clone people?  
No, they won't.
- 7 Will people speak the same language?  
No, they won't.
- 8 Will children study at home?  
Yes, they will.

**5**

(left hand column) 3, 7, 4, 6

(right hand column) 5, 1, 2

- |           |         |
|-----------|---------|
| 1 float   | 5 write |
| 2 injects | 6 ties  |
| 3 rise    | 7 sleep |
| 4 relax   |         |

## Unit 8

**1**

atom  
chemicals  
light bulb  
magnet  
test tubes  
thermometer  
wires  
battery  
microscope

- 1 atom
- 2 light bulb
- 3 test tubes
- 4 battery
- 5 microscope
- 6 wires
- 7 thermometer
- 8 chemicals
- 9 magnet

**2**

- 1 evaporates
- 2 disappears
- 3 suck
- 4 hang
- 5 squeeze
- 6 fill

**3**

- |     |     |
|-----|-----|
| 1 b | 4 c |
| 2 a | 5 e |
| 3 d |     |

- 1 If the traffic lights turn red, cars stop.
- 2 If you shake your head from left to right, it means "No".
- 3 If you put a piece of wood in water, it floats.
- 4 If you move your head up and down, it means "Yes".
- 5 If you add oil to water, it doesn't mix.

**4**

- |          |          |
|----------|----------|
| 1 too    | 5 too    |
| 2 too    | 6 enough |
| 3 too    | 7 enough |
| 4 enough |          |

**5**

- 1 Benjamin Franklin
- 2 inventions
- 3 a pair of glasses
- 4 Benjamin Franklin
- 5 the kite
- 6 a lightning rod

## Unit 9

**1**

play  
programmes  
curtain  
spotlight  
setting  
props  
characters  
script  
audience  
stage  
director

**2**

- 1 turn off
- 2 pick ... up
- 3 turn on
- 4 Take ... off
- 5 laughing at
- 6 point at
- 7 running away

**3**

- 1 might burn
- 2 might come
- 3 might ask
- 4 might finish
- 5 might watch
- 6 might win

**4**

- 1 The soldier is going to jump out of a plane.
- 2 The spiders are going to catch the fly.
- 3 The firefighter is going to rescue the cat.
- 4 The fish is going to eat the worm.
- 5 The dog is going to catch the ball.
- 6 They are going to surprise him.

**5**

- 1 actor
- 2 England
- 3 plays
- 4 tragedies
- 5 romance
- 6 Anne
- 7 London
- 8 granddaughter
- 9 languages
- 10 gloves



# Values



## \* Values

Unit 1 Value: Helping out . . . . .	106
Unit 2 Value: Learning from the past . . . . .	109
Unit 3 Value: Learning how to stay safe . . . . .	111
Unit 4 Value: Including others. . . . .	114
Unit 5 Value: Trying new things. . . . .	117
Unit 6 Value: Sticking to the facts . . . . .	121
Unit 7 Value: Minding your manners. . . . .	123
Unit 8 Value: Using the scientific method. . . . .	127
Unit 9 Value: Being confident . . . . .	131







# Unit 1 Value

## Helping out

⚓ Make a jigsaw puzzle.




1. Tape two letter-sized sheets of coloured paper together.



2. Colour and cut out the puzzle pieces.

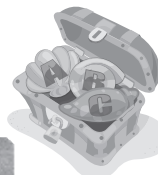


4. Put your friend's puzzle together.



6. Show your puzzle to your friends and remember to help others.








# Unit 1 Value

## Helping out

✚ Make a jigsaw puzzle.






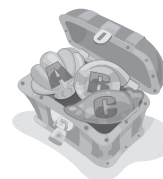




# Unit 2 Value

## Learning from the past


⚓ Make a picture frame.



1. Cut out the frame and trace it onto a piece of cardboard.



2. Cut out the cardboard and stick it to the back of the frame.



3. Glue macaroni to the frame and paint it.



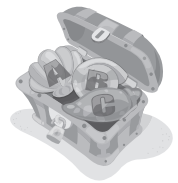
4. Draw a picture of something that you learned from the past.

5. Put it in the frame and show it to your friends.



# Unit 2 Value


## Learning from the past



✂ Make a picture frame. ✂



Learn from the past



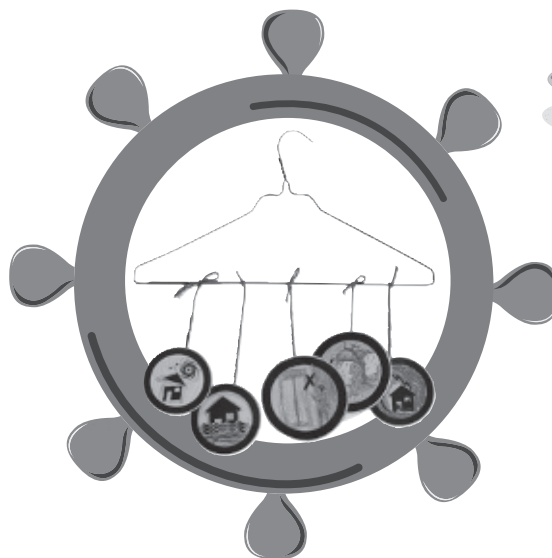




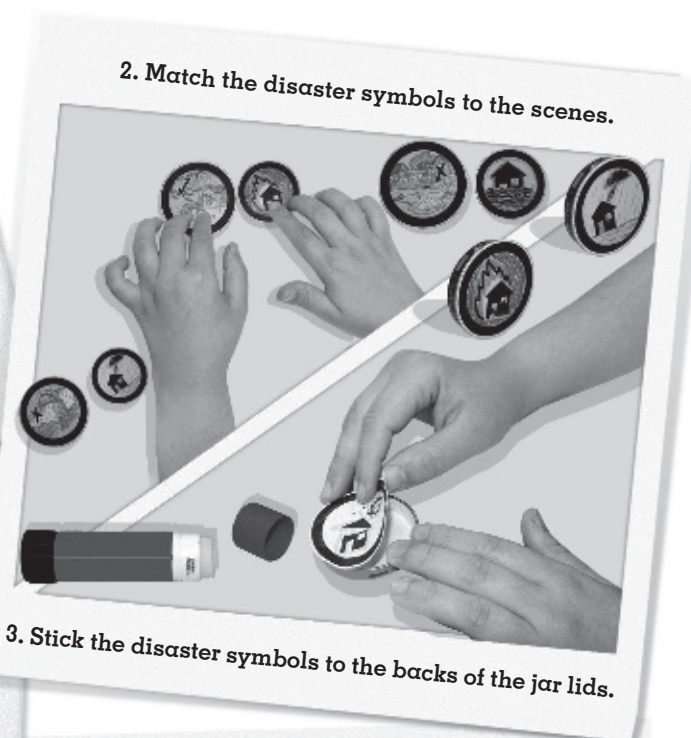
# Unit 3 Value

## Learning how to stay safe

⚓ Make a safety windchime.




1. Colour and cut out the scenes and the disaster symbols.



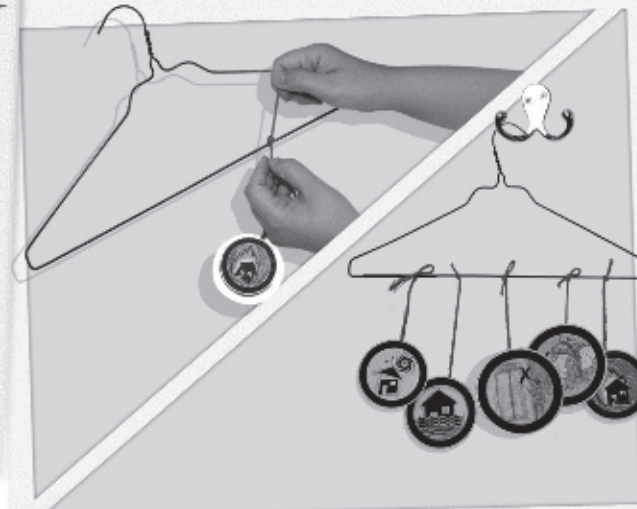
2. Match the disaster symbols to the scenes.

3. Stick the disaster symbols to the backs of the jar lids.

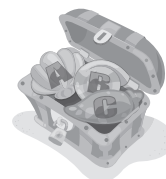


4. Cut five pieces of wool of different lengths.

6. Tie the wool to a metal hanger so that the lids touch.




7. Hang up your safety wind chime at home and remember how to stay safe in a disaster.

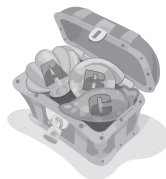


# Unit 3 Value

## Learning how to stay safe

⚓ Make a safety windchime.






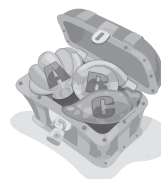





# Unit 4 Value

## Including others

⚓ Make an activity tin.




1. Colour and cut out the scenes and the figures.



2. Stick the scenes together.

3. Stick them onto a tin.



4. Stick the figures onto the can to show how the children can include the sad boy in their games.



5. Display your can and remember to include others in the things you do.

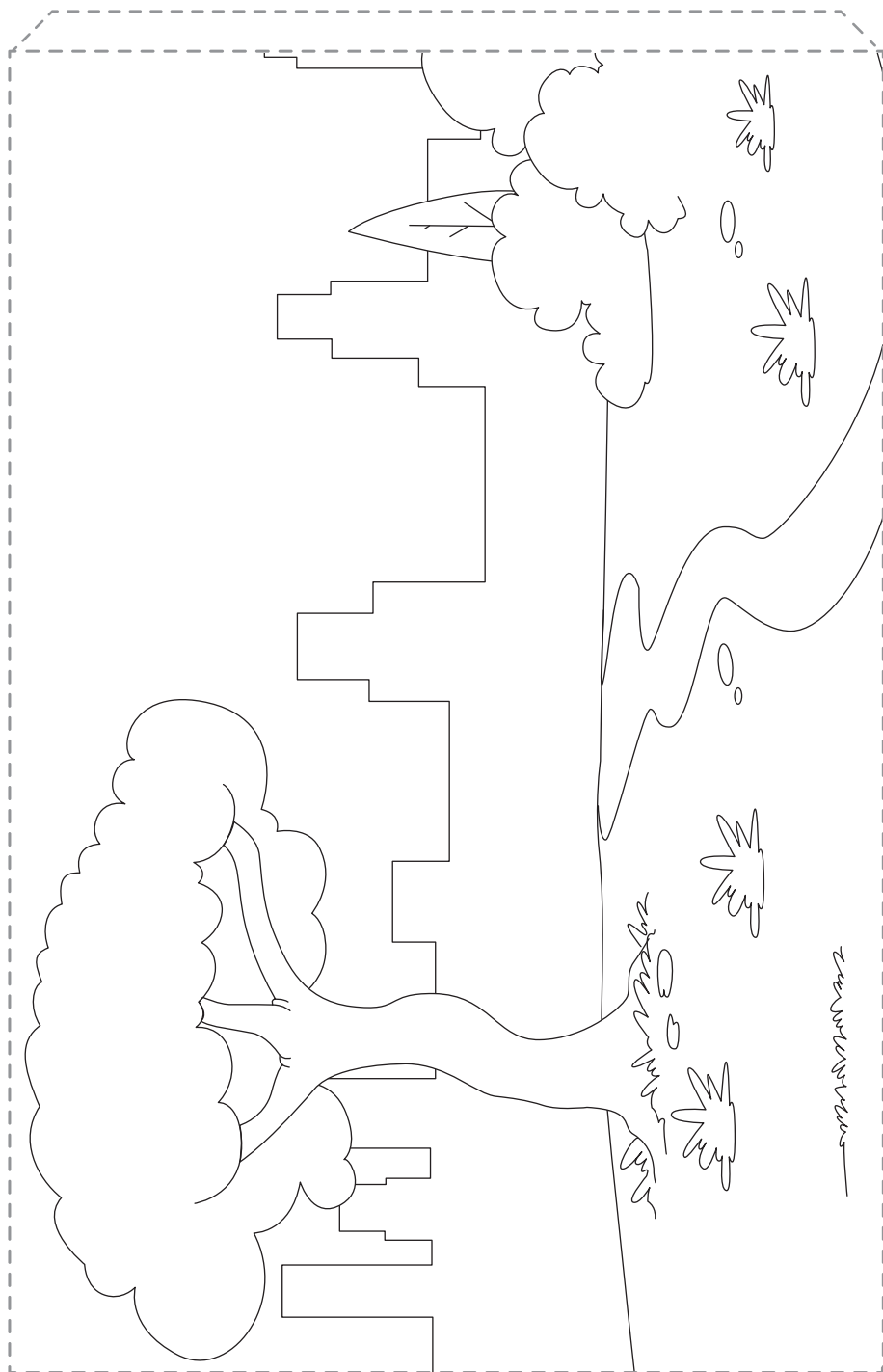
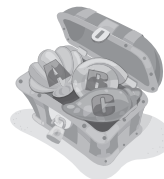





# Unit 4 Value

## Including others

⚓ Make an activity tin.



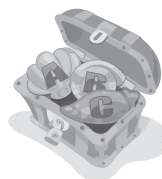
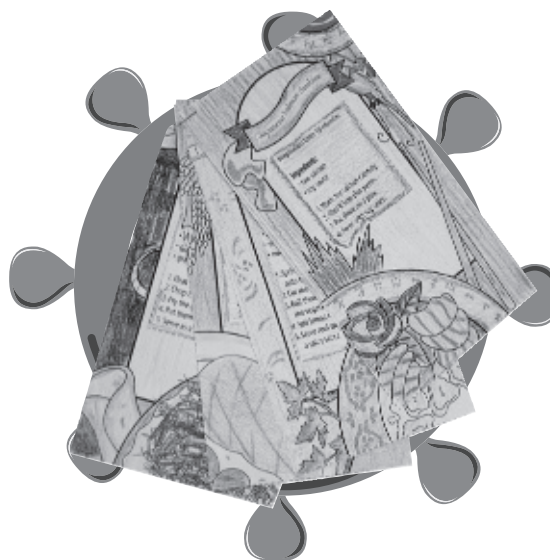





# Unit 5 Value

## Trying new things


⚓ Make an exotic cookbook.



1. Colour and cut out the cookbook pages.



2. Colour and cut out the recipes for each dish.



3. Find the page for each recipe.

4. Stick the recipes onto the pages.



5. Ask a teacher to staple the pages together to make a cookbook.

6. Show your cookbook to your family and remember to try new things!





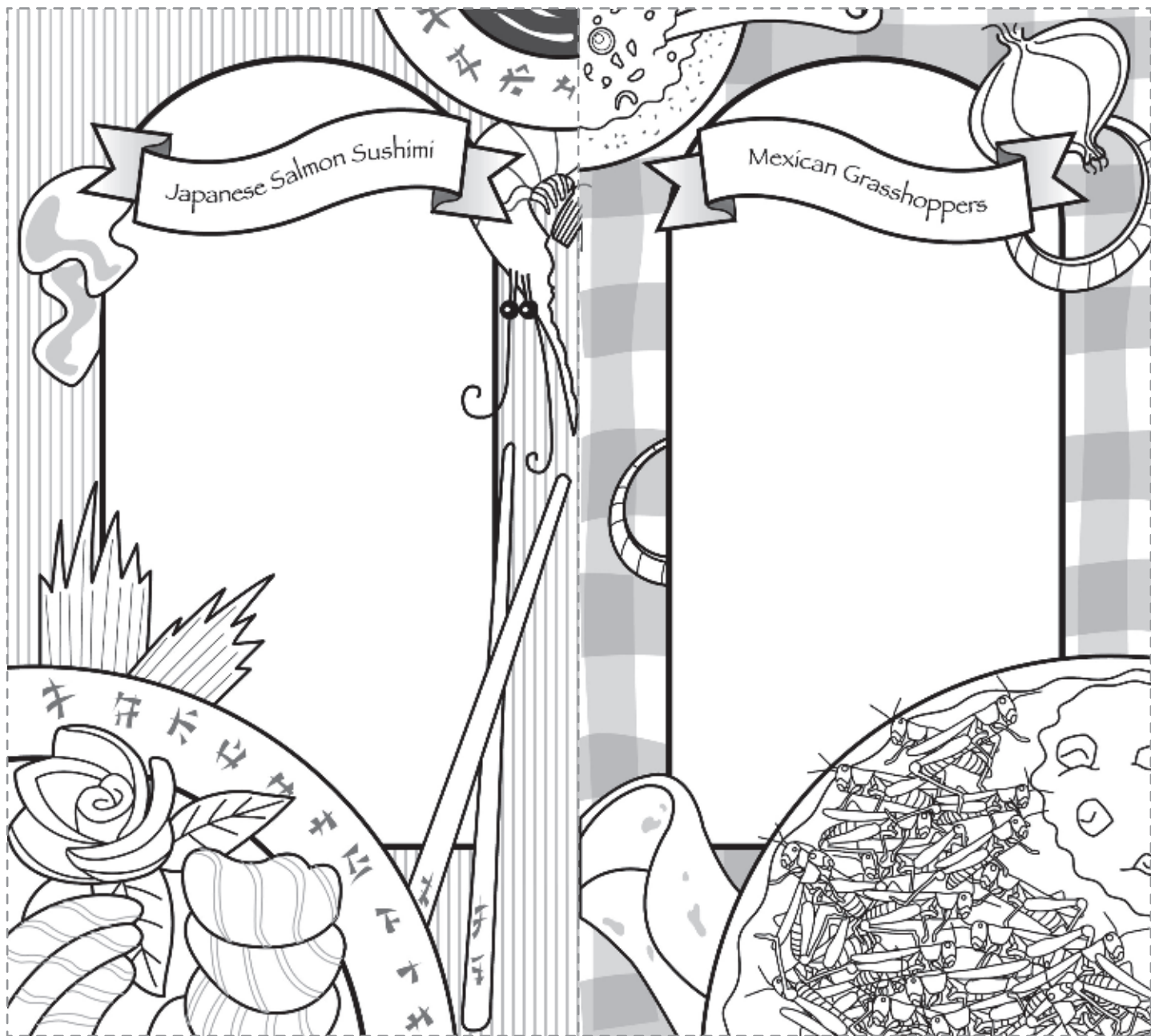
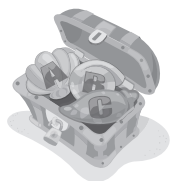
# Unit 5 Value

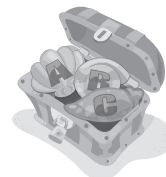
## Trying new things

✚ Make an exotic cookbook.









### Australian Crocodile Steaks

Preparation time: 30 minutes

**Ingredients:**

- crocodile meat
- salt
- pepper

1. Heat the barbecue.
2. Put salt and pepper on the crocodile meat.
3. Put the meat on the barbecue.
4. Flip it over after five minutes.
5. Serve with a salad.

### Japanese Salmon Sushi

Preparation time: 10 minutes

**Ingredients:**

- raw salmon
- soy sauce

1. Wash the salmon carefully.
2. Slice it into thin pieces.
3. Put them on a plate.
4. Serve with soy sauce.

### Mexican Grasshoppers

Preparation time: 10 minutes

**Ingredients:**

- oil
- garlic
- grasshoppers

1. Heat some oil.
2. Chop the garlic.
3. Fry the grasshoppers with the garlic.
4. Put them on a paper towel to cool.
5. Serve as a snack.

### British Jellied Eels

Preparation time: 45 minutes

**Ingredients:**

- |              |                 |
|--------------|-----------------|
| • fresh eels | • celery        |
| • fish stock | • gelatin       |
| • one onion  | • one lemon     |
| • one carrot | • herbs         |
| • nutmeg     | • a spicy sauce |

1. Sprinkle the herbs and the nutmeg onto the eels.
2. Cut the eels into large pieces.
3. Boil them in fish stock with the vegetables.
4. Add lemon juice and gelatin.
5. Serve cold with a spicy sauce.






# Unit 6 Value

## Sticking to the facts


**⚓ Make a truth bracelet.**



1. Read the slogans and choose four for your bracelet.



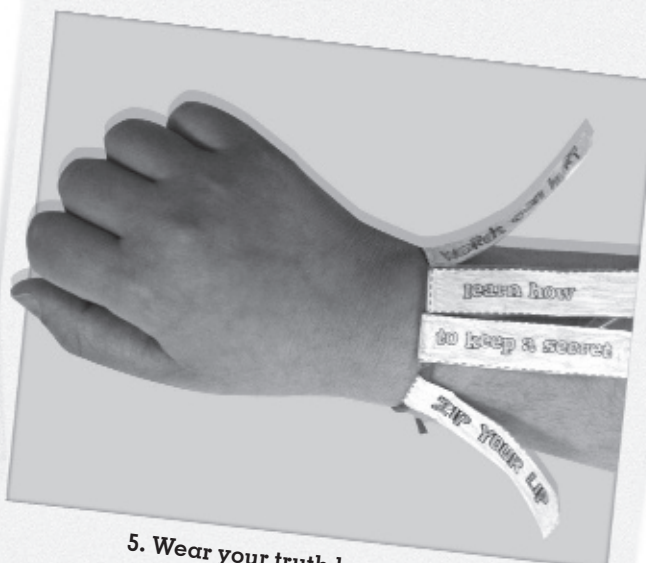
2. Colour them and cut them out.



3. Fold the tabs over a 15-cm-long piece of string and tape them in place.



4. Cover the papers with sticky tape.



5. Wear your truth bracelet and remember to stick to the facts.





# Unit 6 Value

## Sticking to the facts

✂ Make a truth bracelet.



only the truth

don't start RUMOURS

no lies

get the facts

say NO to gossip

gossip hurts

JUST LISTEN

say NO to lies

KEEP IT REAL

OF THE STORY

Get Both sides

learn how

to keep a secret

BE HONEST

SHHHH!

say NO to rumours

ZIP YOUR LIP

WORDS CAN HURT

LISTEN FIRST

Know when

NOT to listen



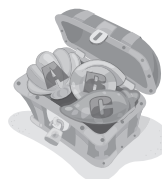





# Unit 7 Value

## Minding your manners


✂ Make a book of table manners.



1. Colour and cut out the scenes.



2. Colour and cut out the rules.



3. Match the rules to the corresponding scenes.



4. Stick the rules onto the pages and staple the pages together.



5. Show your book to your friends and remember to mind your manners.



# Unit 7 Value

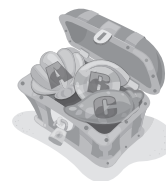
## Minding your manners

✂ Make a book of table manners.









Use your knife, fork and spoon.

Wait for others before you eat.

Don't complain about the food.

Don't reach over another person's plate.

Don't talk with food in your mouth.

Don't make rude noises at the table.

Always say "please" and "thank you."

Chew your food slowly.








# Unit 8 Value

## Using the scientific method

⚓ Make an experiment chart.



1. Colour the chart and the pictures.




2. Cut out the parts of the chart and stick them together.

3. Cut out the pictures and the steps of the experiment.



4. Find where each part goes in the chart.



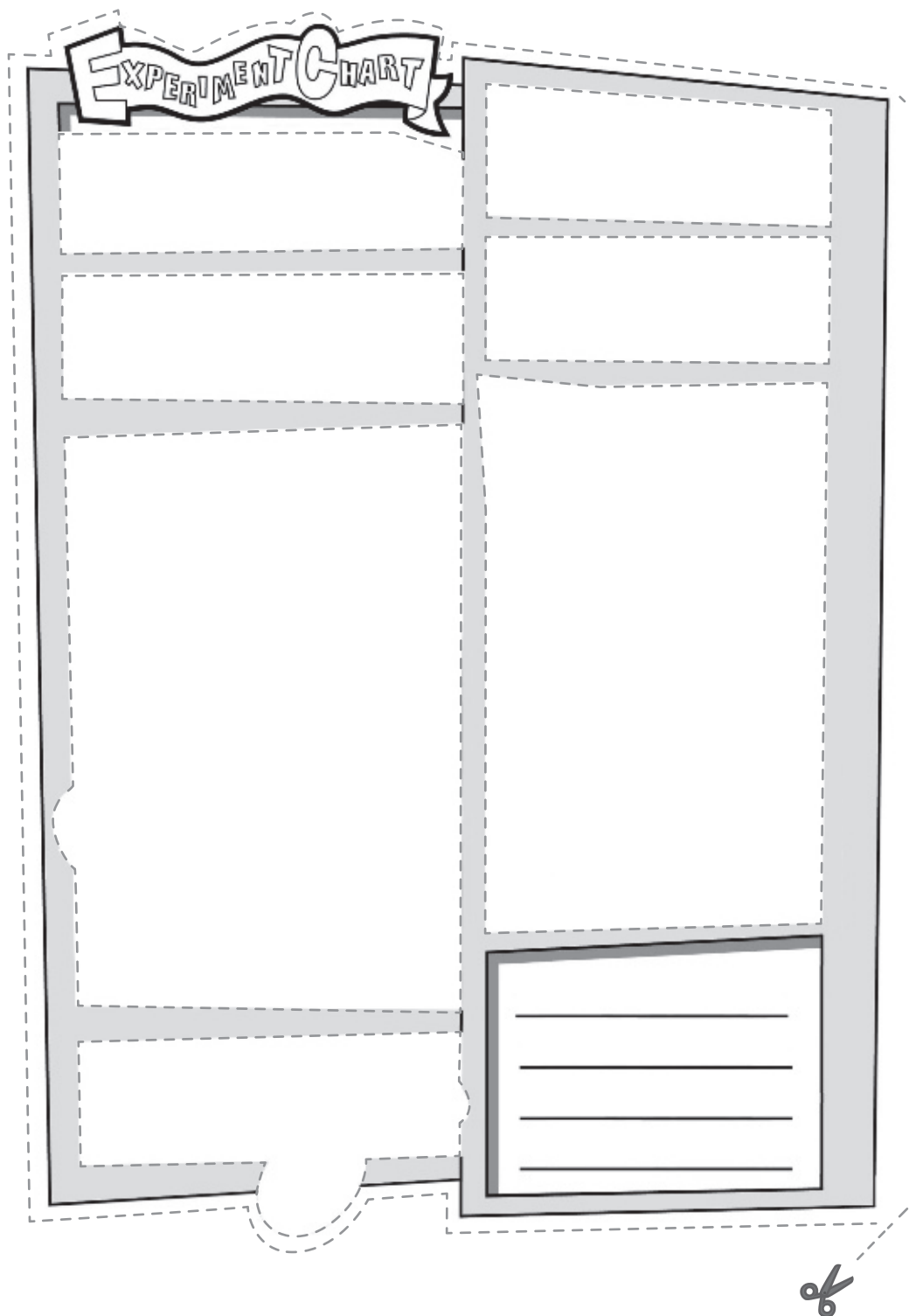
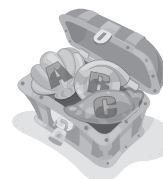
5. Stick the parts into the chart.



6. Do the experiments at home and complete the chart.  
Remember to use the scientific method.



⚓ **Make an experiment chart.**



A blank, stylized illustration of an open book or notebook. The left page is divided into three horizontal sections by dashed lines. The right page is divided into four horizontal sections by solid lines. The entire illustration is enclosed in a dashed border, suggesting it is a template for a worksheet or activity.





**Q**uestion ?

**H**ypothesis



**D**oes hot water freeze faster than cold water?



**F**ill an ice cube tray with hot water. Fill another tray with cold water. Measure the time each tray takes to freeze.



**M**aybe cold water freezes faster than hot water.

**O**bservation



**W**hy do some objects fall faster than others?

**M**aybe heavy objects fall faster than light ones.



**D**rop two objects at the same time. Measure the time it takes each object to hit the ground. Repeat with other pairs of objects.

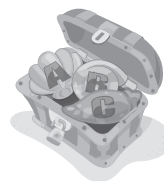




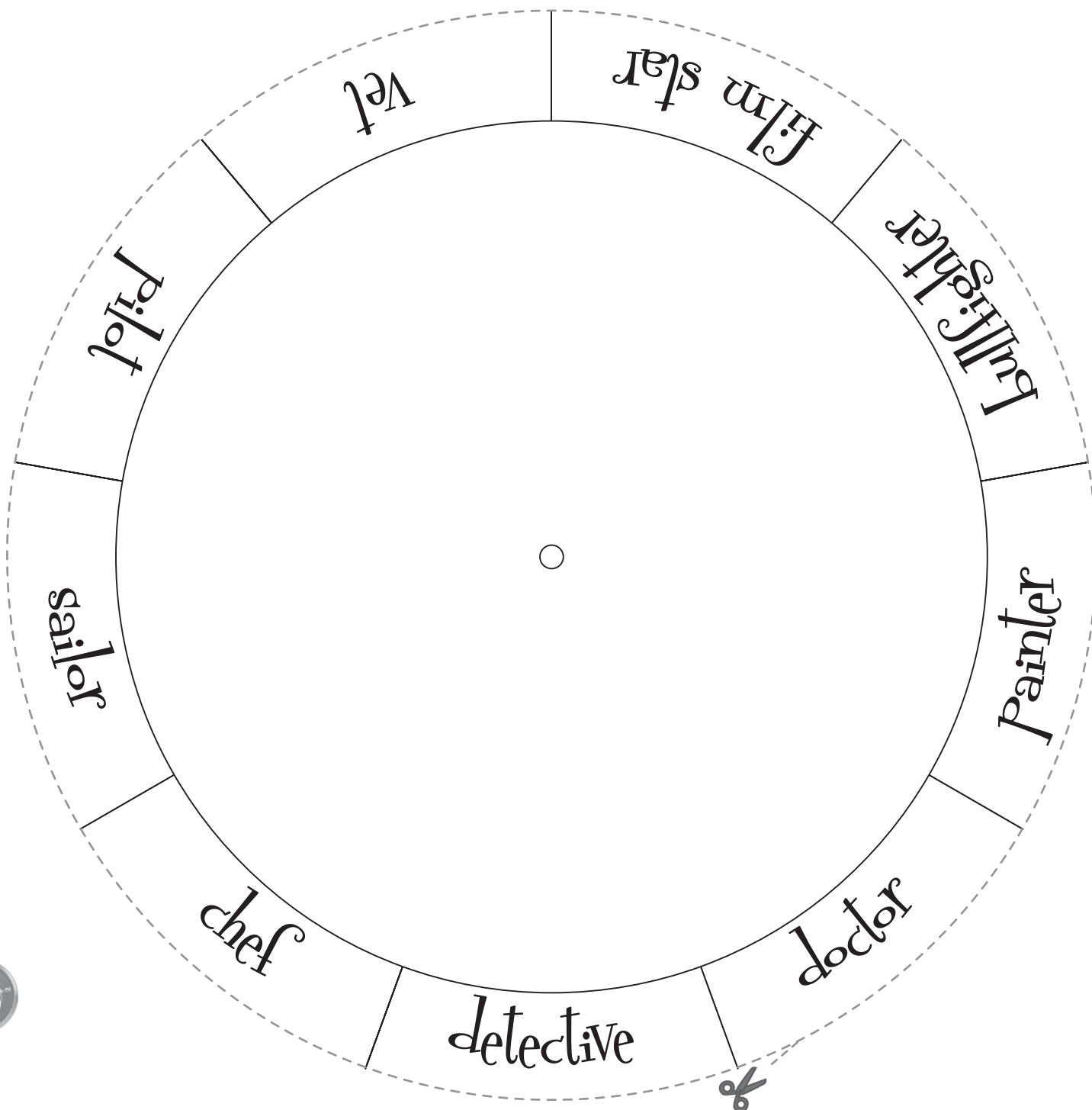


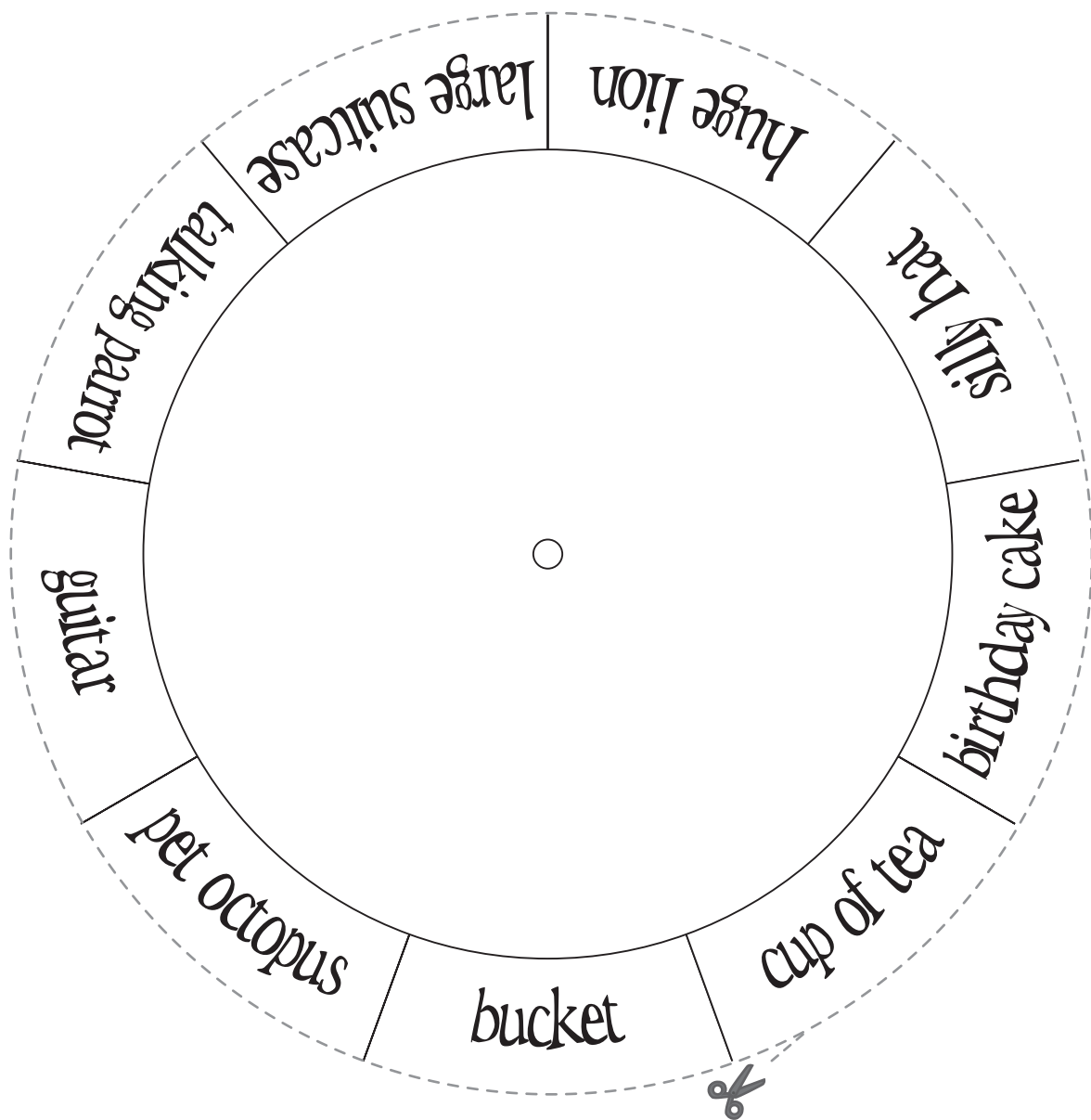

# Unit 9 Value

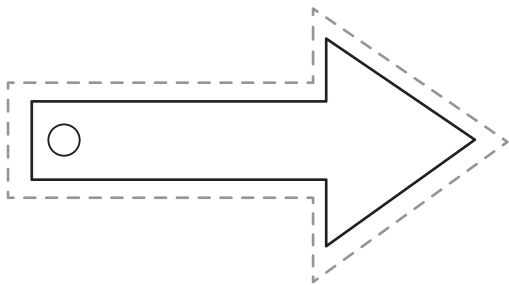

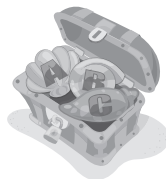
## Being confident



✂ Make an acting game.











# Vocabulary Lists



## \* Vocabulary Lists

Unit 1 and Unit 2 . . . . .	136
Unit 3 and Unit 4 . . . . .	137
Unit 5 and Unit 6 . . . . .	138
Unit 7 . . . . .	139
Unit 8 and Unit 9 . . . . .	140





# Vocabulary Lists

## Unit 1

### Household job accessories

broom \_\_\_\_\_  
bucket \_\_\_\_\_  
duster \_\_\_\_\_  
feather duster \_\_\_\_\_  
lead \_\_\_\_\_  
mop \_\_\_\_\_  
rubbish bin \_\_\_\_\_  
vacuum cleaner \_\_\_\_\_

### Household jobs

dust the furniture \_\_\_\_\_  
make the bed \_\_\_\_\_  
mop the floor \_\_\_\_\_  
set the table \_\_\_\_\_  
sweep the floor \_\_\_\_\_  
take out the rubbish \_\_\_\_\_  
vacuum the carpet \_\_\_\_\_  
walk the dog \_\_\_\_\_  
do the washing-up \_\_\_\_\_

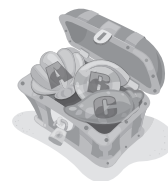
## Unit 2

### Roman buildings

amphitheatre \_\_\_\_\_  
aqueduct \_\_\_\_\_  
fountain \_\_\_\_\_  
public bath \_\_\_\_\_  
road \_\_\_\_\_  
temple \_\_\_\_\_  
theatre \_\_\_\_\_

### Roman society

citizen \_\_\_\_\_  
emperor \_\_\_\_\_  
gladiator \_\_\_\_\_  
philosopher \_\_\_\_\_  
scribe \_\_\_\_\_  
senator \_\_\_\_\_  
slave \_\_\_\_\_  
soldier \_\_\_\_\_



## Unit 3

### Natural disasters

drought \_\_\_\_\_  
earthquake \_\_\_\_\_  
eruption \_\_\_\_\_  
flood \_\_\_\_\_  
hurricane \_\_\_\_\_  
tornado \_\_\_\_\_  
tsunami \_\_\_\_\_

### Adjectives

dangerous \_\_\_\_\_  
destructive \_\_\_\_\_  
frightening \_\_\_\_\_  
powerful \_\_\_\_\_  
raging \_\_\_\_\_  
violent \_\_\_\_\_  
volcanic \_\_\_\_\_

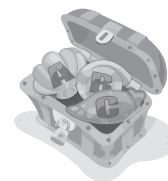
## Unit 4

### Party accessories

cup \_\_\_\_\_  
decoration \_\_\_\_\_  
fork \_\_\_\_\_  
invitation \_\_\_\_\_  
knife \_\_\_\_\_  
plate \_\_\_\_\_  
snack \_\_\_\_\_  
spoon \_\_\_\_\_

### Party arrangements

bake the cake \_\_\_\_\_  
blow up the balloons \_\_\_\_\_  
choose the music \_\_\_\_\_  
get the games ready \_\_\_\_\_  
pour the drinks \_\_\_\_\_  
prepare the snacks \_\_\_\_\_  
put up the decorations \_\_\_\_\_  
send the invitations \_\_\_\_\_



## Unit 5

### Countries

China \_\_\_\_\_  
France \_\_\_\_\_  
Great Britain \_\_\_\_\_  
Italy \_\_\_\_\_  
Japan \_\_\_\_\_  
Mexico \_\_\_\_\_  
Spain \_\_\_\_\_  
the United States \_\_\_\_\_

### Nationalities

American \_\_\_\_\_  
British \_\_\_\_\_  
Chinese \_\_\_\_\_

French \_\_\_\_\_  
Italian \_\_\_\_\_  
Japanese \_\_\_\_\_  
Mexican \_\_\_\_\_  
Spanish \_\_\_\_\_

### Kitchen actions

bake \_\_\_\_\_  
boil \_\_\_\_\_  
chop \_\_\_\_\_  
fry \_\_\_\_\_  
grill \_\_\_\_\_  
peel \_\_\_\_\_  
slice \_\_\_\_\_  
stir \_\_\_\_\_

## Unit 6

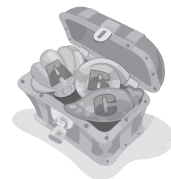
### Crime scene

detective \_\_\_\_\_  
evidence \_\_\_\_\_  
fingerprint \_\_\_\_\_  
footprint \_\_\_\_\_  
magnifying glass \_\_\_\_\_  
mask \_\_\_\_\_  
thief \_\_\_\_\_  
witness \_\_\_\_\_

### Detective work

arrest the suspect \_\_\_\_\_  
check alibis \_\_\_\_\_  
find proof \_\_\_\_\_  
interview witnesses \_\_\_\_\_  
look for clues \_\_\_\_\_  
process the evidence \_\_\_\_\_





## Unit 7

### Restaurant

bill	_____	pepper	_____
credit card	_____	salt	_____
customer	_____	waiter	_____
menu	_____	waitress	_____

### Menu

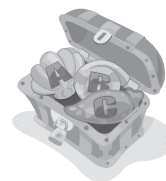
apple pie with ice cream	_____
chicken soup	_____
chocolate brownie	_____
cream of potato soup	_____
cream of sweetcorn soup	_____
desserts	_____
fried fish and salad	_____
grilled steak and peas	_____
lemon sorbet	_____
main courses	_____
mango mousse	_____
mushroom soup	_____
roast chicken with carrots	_____
spaghetti with tomato sauce	_____
starters	_____



## Unit 8

### Science

atom	_____
battery	_____
chemicals	_____
light bulb	_____
magnet	_____
microscope	_____
test tubes	_____
thermometer	_____
wires	_____



### Verbs

add	_____
attach	_____
disappear	_____
evaporate	_____
fill	_____
float	_____
form	_____
hang	_____
sink	_____
squeeze	_____
suck	_____

## Unit 9

### Theatre

audience	_____
character	_____
curtain	_____
director	_____
play	_____
programme	_____
prop	_____
script	_____
setting	_____
spotlight	_____
stage	_____

### Theatre actions

laugh at	_____
pick up	_____
point at	_____
put on	_____
run away from	_____
take off	_____
turn off	_____
turn on	_____



# Young Learner & Trinity Exam Tips



## ✱ YLE

Tips for YLE . . . . . 142

## ✱ Trinity

Tips for Trinity . . . . . 142

Initial Stage Example questions . . . . . 143

Elementary Stage Example questions . . . . . 143





# Young Learner & Trinity Exams

## Tips for the Test - YLE and Trinity

The **Cambridge Young Learner** exams are designed for children aged from 7 to 12 years old. They are tested normally in their own school environment or an exam centre, and the exams all follow the same format. There are three levels: Starters, Movers and Flyers. In terms of grammar and lexis, the Flyers level is on par with the KET exams. The difference is that, unlike the exams for older students, children cannot fail the YLE. Every participant is given a diploma with badges in Reading, Writing, Listening and Speaking. The badges are coloured in depending on the success of the candidate.

Exams follow a very set format. The children never write on the exam papers, rather they answer on an answer sheet, usually with one word answers. They are tested in groups, except for the Speaking session, where the test is given individually.

The Lighthouse YLE CD-ROM includes three complete tests. These can be printed out in colour and used for classroom practice; one set can be used many times. The children write their answers on a piece of paper except for the last page of the Listening exams, which is used for colouring and therefore can only be used once.

### Tips

- When doing the practice exams it is best to recreate similar circumstances as when the students will do the exam themselves, allow them the same amount of time, and have them practise exam techniques.
- The ESOL web site has an abundance of exam tips as well as more practice activities and information about the exams.
- The interactive activities on the CD-ROM are divided into the different sections of the exams. This way the teacher may choose to practice the same exam question in various exams or practise once complete exam, or pick and choose activities from different exams.

**Trinity College** London, Graded Examinations in Spoken English

The Trinity Examinations in Spoken English are one-to-one oral examinations with a native English speaking Trinity examiner, which test a student's speaking and listening skills. The exams provide an official recognition of a student's level of spoken English and are accepted by universities and employers worldwide. Candidates must be aged 7 or over.

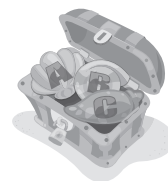
The examinations are divided into a series of 12 oral exams which test the student's general conversation and ability to discuss prepared topics. The exam grades range from absolute beginner level to near native fluency.

Apart from being a recognised meter of a student's skills in English, the examination also works as a motivational tool encouraging students to practise and try to communicate in English.

### Tips

- In each English lesson, ask general questions such as *What day is it today? What's the weather like today? Is it spring or summer? How old are you?*
- Encourage full answers whenever asking questions. *T: What day is it today? SS: Tuesday. T: It's Tuesday.*
- When asking questions, if a child does not know the answer, encourage them to say *"I don't know"* or *"I can't remember"* or *"I'm sorry, I don't know the word in English"*, rather than remaining silent or saying *"errr"*.
- Make question practice fun. Do it in the form of a team quiz and award points. Or ask questions at the end of a lesson, whoever answers correctly can line up first.
- Practise for the exam in regular, short sessions so candidates become more confident with the style of question and can answer more rapidly and naturally.





- When choosing a grade for candidates, consider the child's personality as well as their level of English. A shy child with a good level of English, may not do as well as a more outgoing child who speaks more spontaneously.
- Encourage the children to ask questions too. From Level 2 onwards they are expected to ask the examiner questions.

### **Initial Stage (Grades 1, 2 and 3)**

#### **Example questions**

##### **Grade 1**

Hello, good morning, goodbye

Point to / show me (the red crayon, your nose, my shirt, the dog, the big cow...)

Go to / touch (the window, the door...)

Stand up, please.

What's your name?

How old are you?

What colour is that?

And this one?

What's this?

What are they?

How many cats are there in this picture?

Look, I have a (blue shirt, brown trousers and black shoes). And you?

##### **Grade 2**

Have you got any brothers or sisters?

What's his name?

Put the red pen on the green book.

Where's the rubber?

Where do you come from?

Tell me about your house.

Do you have any pets?

What day is it today?

Is it March or April?

How many children are there in your class?

Look at this picture, what is this woman wearing?

##### **Grade 3**

Where do you live?

What's the weather like?

Is it raining now?

What day was it yesterday?

What can you see in this room?

Tell me about your mother.

What's the date today?

What time is it?

What do you study at school?

Who is your favourite teacher?

Describe your best friend.

How do you get to your classroom from here?

Can you ride a horse?

Look at this picture, what are these children doing?

Where are your friends now?

Have you got any hobbies?

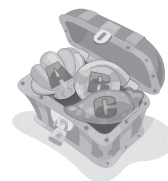
What do you do on Saturdays?

### **Elementary Stage (Grades 4, 5 and 6)**

This is a 10 minute exam which has 2 phases; a discussion on the candidate's pre-prepared topic and the conversation. Children should try to maintain a fluid conversation rather than just answering the examiner's questions.

#### **Tips for preparing the topic**

- Children should choose something that they are genuinely interested in and can talk easily about, (a hobby, pet, recent holiday...).
- They should collect all necessary photos or pictures well before the exam to give them time to plan the points and practice what to say.
- Children should not learn their topic by heart as they must speak naturally and spontaneously in the exam.
- Allow children the possibility of presenting their topic to the class and answering their questions to give them more confidence.
- The child should prepare several questions to ask the examiner related to their topic.
- Make a photocopy of the Topic Form for each student. Check that their information and spelling is correct before giving them the real Topic Form to complete.



## Example questions

### Grade 4

What are you going to do this weekend?  
Where did you go on holiday last year?  
When did you start in this school?  
How often do you go to the cinema?  
Tell me about your hobbies.  
Did you watch any TV last night?

### Grade 5

How long have you been (playing basketball)?  
Which do you prefer, reading books or watching films?  
How are you going to celebrate your birthday?  
What is the most important festival here?  
What sort of TV programmes do you watch?  
Which is quicker, a car or a bike?

### Grade 6

Do you think these clothes are fashionable?  
Which countries would you like to visit?  
What kind of shopping do you do?  
If it rains this weekend, what will you do?  
What do you do to keep healthy?  
Tell me about some of your school rules.