

Course worksheets

This teacher's resource book provides teachers with extra material to exploit the course book. The photocopiable material has been designed so that it can be used in a flexible way throughout the course and can be adapted to suit the needs and abilities of individual students and different class levels, giving special attention to the mixed ability classroom.

In this sample material you will find:

- Mixed ability worksheets
- Revision worksheets
- Reading and writing worksheets
- CLIL worksheets
- Basic competence worksheets
- Kid's theatre
- Worksheet answers
- Activity Book 4 answers

Introduction

These worksheets have been designed to revise and extend the content covered in the course and help teachers with the problem of mixed ability classrooms. The lesson plans in the teacher's book give suggestions as to when it would be appropriate to use each worksheet but teachers can use this resource book in a flexible manner throughout the course, to provide extra practice or reinforce the course content.

The worksheets have been organised into the following categories to make them easy to identify and use:

Mixed ability worksheets

These worksheets are designed to help teachers cope with the many different levels that present themselves in the language classroom. The *Huff* worksheets are for students who need extra practice and guidance and The *Buff* worksheets are for those students with a slightly higher level. The characters from the book have been chosen to distinguish the two different levels so children are not made to feel self-conscious about the worksheet they have been given.

Reading and writing worksheets

The reading and writing worksheets have been designed as an optional resource for those students and schools who wish to do further extension work on these skills. The worksheets have been carefully graded to ensure that the progression in these areas is gradual and controlled. The worksheets help to improve the students reading and writing skills in English, allowing them to be more autonomous learners.

Revision worksheets

The unit revision worksheets provide extra extension practice. These worksheets focus on revising the contents and vocabulary from the unit. They are a good way for teachers to identify problem areas and what needs to be revised as a class.

CLIL worksheets

The CLIL worksheets have been designed to reinforce the subjects that students are studying in the curriculum in their mother tongue. These worksheets provide the opportunity to learn the vocabulary from other subject areas while revising material and concepts that they have already studied in their own language.

Basic competence worksheets

These worksheets are designed to assess whether the students have achieved the basic competences outlined in the curriculum.

Kid's theatre

The plays have been designed as an extra resource to complement the course for those schools who wish to put on a play at the end of term or end of the year. The plays have been designed to save teachers from having to write up their own material and they have been graded to use and revise the vocabulary, songs and structures students have learnt in the course.

Activity Book answers

The teacher's resource book also provides teachers with all the answers to the worksheets provided and all the answers for the Activity Book to save time and aid with correction.



Name and surname:

Class: Date:

1 Match.

playground

1



5



library

computer room

2



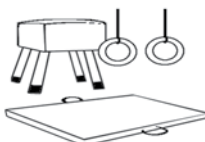
6



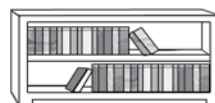
music room

classroom

3



7



art room

gym

4



8



science lab

2 Look and write the subject.



1 English

2

3

4

3 Read the timetables and write the name.

A

Mike	
• Mon	Maths and PE
• Tue	Language and ICT
• Wed	English and Art
• Thu	Science and Music
• Fri	Art and Language



1

I've got ICT and English on Tuesday.

B

Lisa	
• Mon	Music and PE
• Tue	ICT and English
• Wed	Maths and Science
• Thu	Art and Language
• Fri	English and ICT



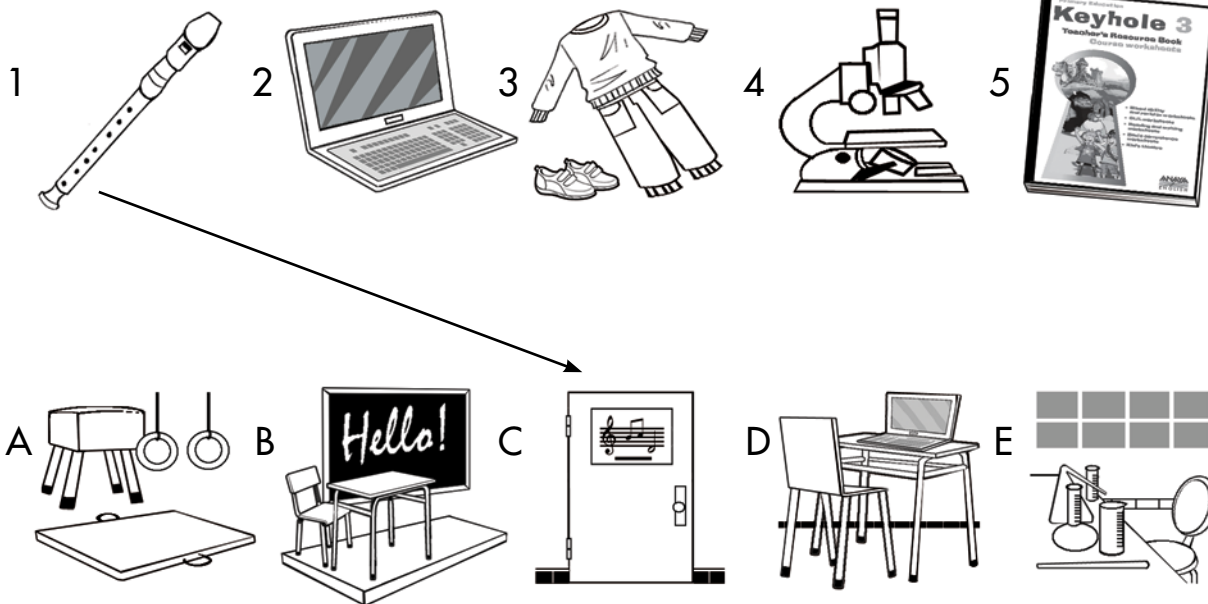
I've got science and music on Thursday.

Name and surname:

Class: Date:



1 Match and write sentences.



1. I study in
2.
3.
4.
5.

2 Look and write *I've got* and *I haven't got*.

	Language	Maths	Science	English	Art	Music	PE	ICT
Monday	✓	✗	✓	✗	✓	✗	✗	✓
Tuesday	✗	✓	✓	✓	✗	✗	✗	✓

.....

.....

.....



Name and surname:

Class: Date:

1 Circle the words and write.




.....



.....



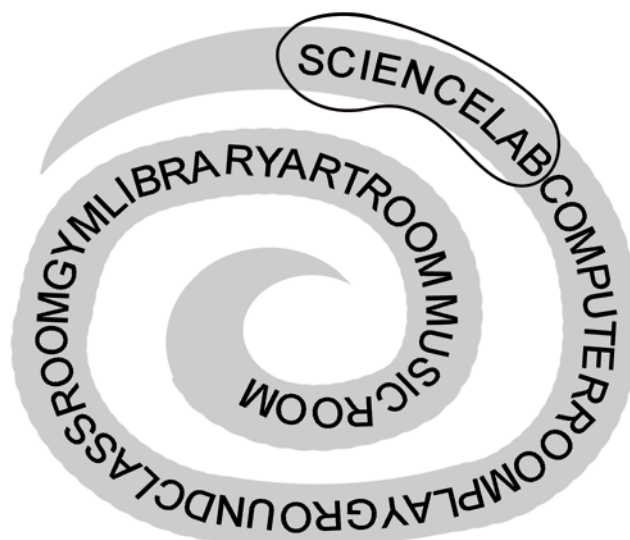
.....



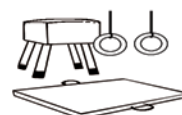
.....



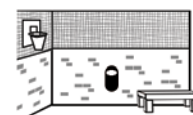
.....



.....



.....



.....

2 Unjumble the lines and write sentences.



Thursday

I've got maths
on Thursday

Monday

Wednesday

Friday

Tuesday



Class: **Date:**

My name is Peter, I'm nine years old and I'm in grade 4. Every day I get up at half past seven and I go to school at nine o'clock. I love ICT and English, but I don't like maths or music. At school we've got a computer room with ten computers, a music room where we can play different instruments like the piano and the guitar, a gym, a library with lots of interesting books and a large playground to play football. We've got four different teachers, but my favourite is Miss Bolton, my English teacher. She's really nice!

- | | |
|-------------------------------------|---------------------|
| 1. He gets up at half past seven. | True / <u>False</u> |
| 2. He loves ICT and English. | True / False |
| 3. There's an art room at school. | True / False |
| 4. He can play the piano at school. | True / False |
| 5. He can play football at school. | True / False |
| 6. Miss Bolton is nice. | True / False |

2 Look, complete and write about your favourite school day.



Time	Thursday
9.00	Music
10.00	Science
11.00	Break
12.00	PE
1.30	Lunch
3.00	Art
4.00	Maths

Thursday is my favourite day at school. In the morning I've got music at nine o'clock, science at ten o'clock and PE at twelve o'clock. In the afternoon I've got art and maths.

My favourite school day	
Time
	

Name and surname:

Class: Date:



1 Read and colour.



Colour the mouse green.

Colour the screen yellow.

Colour the keyboard blue.

Colour the speakers red.

2 Match the icons and functions.



2



3



4



a. Help with maths.

b. Delete documents or messages.

c. Access the Internet.

d. Read or send e-mails.

3 Complete the sentences. Use the words in the box.

games
Australia

e-mail
~~homework~~

information
music

I can use my computer to...

1. help me with my homework.

2. play

3. talk to my friend in

4. listen to

5. look for

6. send an



Name and surname:

Class: Date:

1 Look and write the timetable.

Monday	Tuesday	Wednesday	Thursday	Friday

Monday	T.....	W.....	Th.....	F.....
Maths
.....
.....

2 Unjumble the sentences. Match with the pictures.

1. science – We – the – study – in – science lab.

We study science in the science lab.

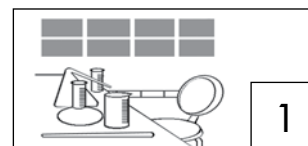
A

	Monday	
	Art	
	ICT	
	Music	

2. Thursday. – PE – got – on – I've

.....


B



3. We've – in – English – got – classroom. – the

.....

C



4. haven't – maths – I – Monday. – on – got

.....

D

	Tuesday	
	Maths	
	ICT	
	Science	

5. got – Tuesday? – ICT – Have – you – on

.....

E

	Thursday	
	English	
	Music	
	PE	




Name and surname:

Class: Date:

1 Look and write the names of the rooms.

1.
2.
3.
4.
5.



2 Tick (✓) and write.

1



- ☒ washing up
☐ cooking dinner

He's washing up.

2



- ☐ tidying up
☐ watching TV

She's

3



- ☐ playing computer games
☐ tidying up

He's

4



- ☐ watching TV
☐ listening to music

She's

5



- ☐ washing up
☐ tidying up

He's

6



- ☐ cooking dinner
☐ watching TV

She's



Name and surname:

Class: Date:

1 Look and answer the questions.

1. Is Mr Coleman watching TV in the bathroom? (No / living room).

No, he isn't. He's watching TV in the living room.

2. Is Maggie listening to music in the living room? (No / bedroom).

.....

3. Is Mrs Coleman washing up in the kitchen? (No / cooking).

.....

4. Is Joe playing computer games in the dining room? (No / bedroom).

.....

5. Is grandma cooking dinner in the dining room? (No / tidying up).

.....

2 Look and tick (✓).

A



B



1. It's half past five.

2. He's wearing a jumper.

3. It's sunny.

4. He's watching TV.

5. It's five o'clock.

6. He's in the bedroom.

7. It's snowing.

8. He's listening to music.

9. He's wearing shorts.

10. He's in the living room.

A



B







Name and surname:

Class: Date:

1 Complete the crossword.



2 Complete the questions with a word from the box.

watching tidying up playing walking
washing up listening cooking

1. Are you your bedroom?
2. Are you to music?
3. Are you TV?
4. Are you computer games?
5. Are you dinner?
6. Are you the dog?
7. Are you ?





Name and surname:

Class: Date:

1 Read and answer the questions.




Today it's Sunday. Karen and Ben are at their grandparents' house. Auntie Anne and Uncle Tim are there too and everybody is working.

Mum and grandma are in the kitchen. Mum is washing up and grandma is cooking a delicious turkey for lunch. In the garden Ben is tidying up his toys, auntie is cutting some flowers, dad is cleaning the car and Karen is washing Spotty, but he doesn't like baths! Grandpa and dad are working in the garage.

1. What day is it?
2. Where are Karen and Ben today?
3. What's mum doing?
4. What do they have for lunch?
5. Does Spotty like baths?

2 Read the example, then draw and describe your house or flat.



My name's Becky. I live in Scarborough, on the coast of England. This is my flat, it's by the sea. We've got a kitchen, a large living room, two bedrooms and a small bathroom. I like our flat. I can see the sea from the balcony!



.....

.....

.....

.....

.....


.....

Name and surname:

Class: Date:



1 Match the chores at home and write.



Set

the dog



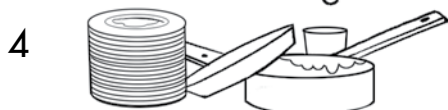
Water

the table



Walk

the bed



Wash

the plants



Make

the dishes

1. Set the table.

4.

2.

5.

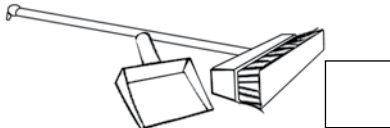
3.

2 Do you help at home? Tick (✓) and write.


☐

☐

☐

☐

☐

☐

☐

☐

☐

I
.....
.....
.....
.....

I don't
.....
.....
.....
.....




Name and surname:

Class: Date:

1 Look and write.

What are you doing?




1.



2.

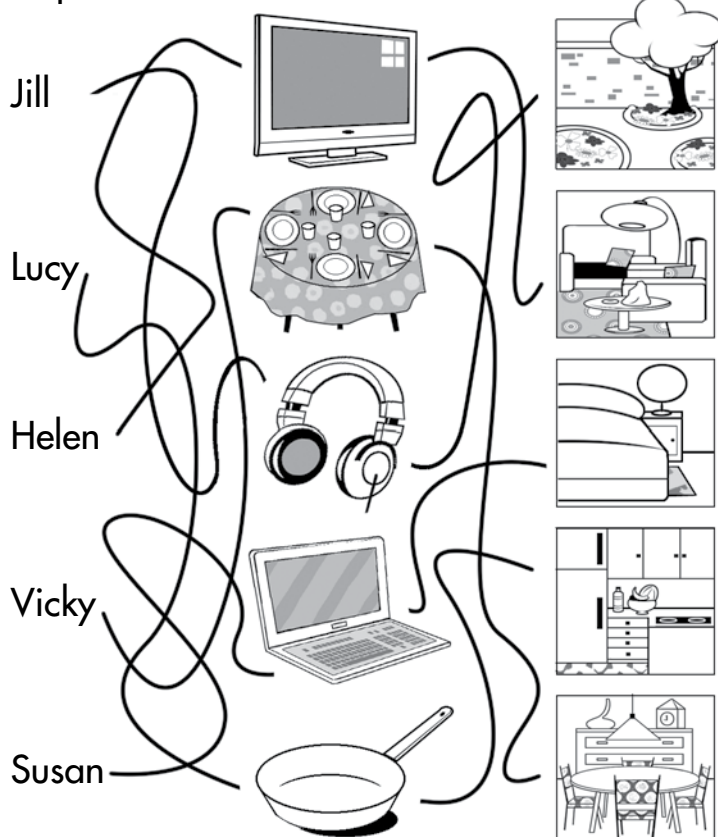


3.



4.

2 Unjumble the lines and write.



1. Jill is listening to
music in the garden.

2.

3.

4.

5.

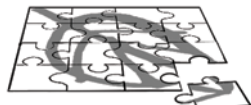


Name and surname:

Class: Date:

1 Match and write.

1



doing

a letter

2



playing

a book


3



writing

a jigsaw

4



making

a board game

5.



reading

bread

1. doing a jigsaw

4.

2.

5.

3.

2 Look and tick (✓) the correct time.

1



- ☒ eight o'clock
☐ quarter to eight

2



- ☐ quarter past two
☐ half past two

3



- ☐ eleven o'clock
☐ quarter to eleven

4



- ☐ half past four
☐ four o'clock

5



- ☐ half past seven
☐ quarter to seven

6



- ☐ quarter past ten
☐ quarter to ten

Name and surname:

Class: Date:



1 Answer the questions.



1. Is she making bread?

No, she isn't. She's writing a letter.

2. Is he reading a book?

.....

3. Are they playing a board game?

.....

4. Is he writing a letter?

.....

5. Are they doing a jigsaw?

.....

2 Look and write the time.

1st Class	9:00	Science
2nd Class	10:15	Art
Break	11:30	
3rd Class	12:00	PE
4th Class	1:15	English
Lunch	2:30	

1. What time is your first class? It's at nine o'clock.

2. What time is your fourth class?

3. What time have you got art?

4. What time is your third class?

5. What time is the break?

6. What time do you have lunch?




Name and surname:

Class: Date:

1 Look and write.



He's reading a book.



2 Write these ordinal numbers.

6th sixth

1st

5th

9th


2nd

10th

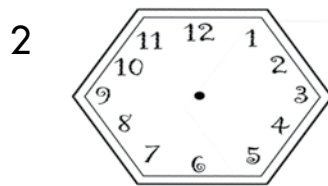
8th

3rd


3 Draw the times.



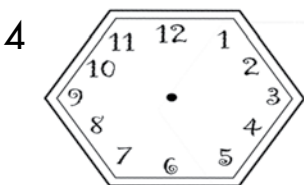
It's half past seven.




It's quarter to twelve.



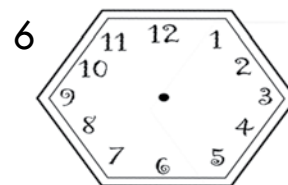
It's six o'clock.



It's quarter past ten.



It's one o'clock.



It's quarter to five.



Name and surname:

Class: Date:

1 Read and answer the questions.

Today it's 3rd June. Tony's very happy as it's his birthday. He's ten and he's having a party in the garden. There's lots to eat. Tony's dad is cooking sausages and hamburgers, and there are sandwiches and pizzas on the table too. Tony has got some birthday cards and lots of presents. He's got a bike from mum and dad, a jigsaw from his friend Susan, a board game from Joe and a kite from Ben. He also got some comics about heroes, his favourite thing to read! Now it's time to eat the birthday cake. Happy birthday Tony!



1. What day is it today?

Today it's

2. Why is Tony happy?

.....

3. How old is he?

.....

4. Where's the party?

.....

5. What's dad doing?

.....

6. What does Tony like to read?

.....

2 Read the example, then draw and write about your picture.



This is a photo of me. It's hot and sunny so I'm wearing a T-shirt, shorts and trainers. I'm in the park with my friends. They're playing with Poppy and I'm reading a book under a tree.



This is

.....

.....

.....

.....

.....

.....



Name and surname:

Class: Date:

1 Write a letter about you to a new friend. Follow the notes.

your new friend's name: Hello

your name and age:

your family:

your free time:

a friendly ending:

date:

where you live:

your pets:

what you like:

your signature:

2 Write your address on the envelope.



Name and surname:

Class: Date:

1 Unjumble the lines and write.

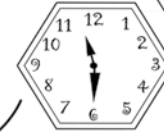
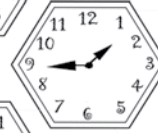
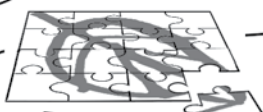

1 Joel

2 Tessa

3 Maria

4 Ian

5 Paul



1. *Joel is making bread at quarter to two.*

2. Tessa

3.

4.

5.

2 Colour the shapes.

1. Colour the second circle red and the sixth circle yellow.



2. Colour the first triangle orange and the eighth triangle green.



3. Colour the ninth square blue and the third square red.



3 What day is it today?

Today is



Name and surname:

Class: Date:

1 Read and match.

supermarket

baker's

toy shop

greengrocer's



newsagent's

sweet shop

pet shop

butcher's

2 Complete the numbers.

30 th....r....y

62 s.... ..ty-t.... ..

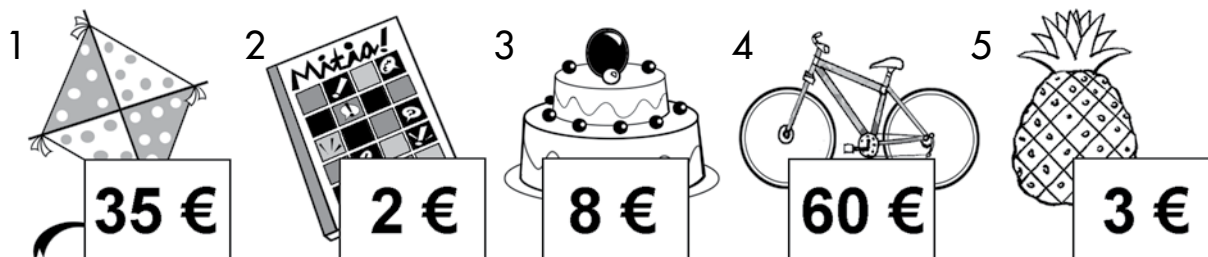
90 n....n....t....

40 f....r.... ..

89 e....g.... ..y-n.... ..e

77 s.... ..e.... ..y-s....v....n

3 Match and answer the questions.



2 How much is the comic? It's two euros.

How much is the pineapple?

How much is the kite?

How much is the bike?

How much is the cake?

Name and surname:

Class: Date:



1 Look and write.



1. I can buy a comic at the newsagent's.

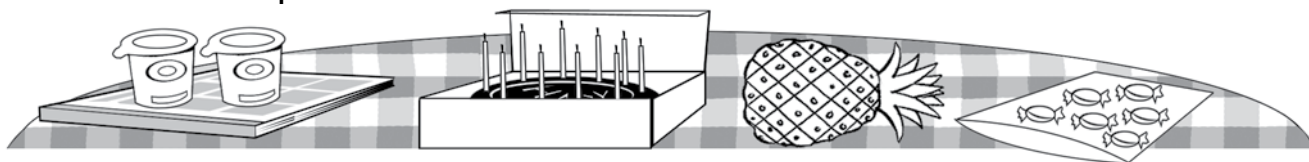
2. I can

3.

4.

5.

2 Look and complete the sentences. Use the words in the box.



1. There are yoghurts on the comic.

2. sweets the bag.

3. comic the yoghurts.

4. pineapple the table.

5. cake the box.

6. candles the cake.

There are

There is

in

on

under

3 Order the dialogue and match with the correct person.

☐ It's €48, please.

☐ Yes, here you are.

☐ Hello. Can I have an ice cream, please?

☐ Thank you. How much is it?

☐ 1 Hello!





Name and surname:

Class: Date:

1 Where are they? Complete the sentences.



He's at the butcher's.



She's at



2 Complete and find the numbers.

$$50 + 20 = 70$$

$$20 + 60 = \dots\dots\dots$$

$$15 + 15 = \dots\dots\dots$$

$$30 - 14 = \dots\dots\dots$$

$$90 - 30 = \dots\dots\dots$$

$$100 - 60 = \dots\dots\dots$$

S	I	X	T	Y	E	T	M	S
E	C	A	J	L	D	H	E	I
V	D	C	I	Z	O	I	A	X
E	I	G	H	T	Y	R	C	T
N	D	A	F	J	L	T	O	E
T	U	F	F	L	A	Y	Z	E
Y	F	O	R	T	Y	B	I	N



Name and surname:

Class: Date:

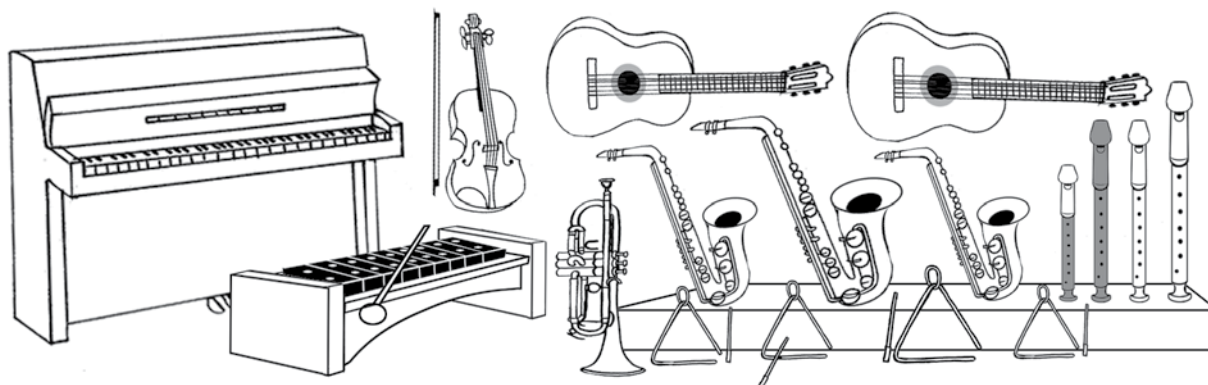
1 Read and answer the questions.

Kelly and her mum are at Mrs Porter's greengrocer's. They need two kilos of oranges, one kilo of bananas and one lettuce. One kilo of oranges is one euro and twenty cents and one kilo of bananas is two euros. One lettuce is forty cents today and mum decides to buy two. Kelly looks at some cherries. She likes cherries a lot but they aren't on the list and they are three euros a kilo! "Please, please", says Kelly and finally mum buys some. Mum gives Mrs Porter a ten euro note to pay.



1. Where are Kelly and her mum? *They are at*
2. What does Kelly want to buy?
3. Do they buy cherries?
4. How much is the shopping?
5. How much is the change?

2 Draw and write about the shops in your town.



.....

.....

.....



Name and surname:

Class: Date:

1 Solve these maths problems.

1. Alex buys one kite and one book for Meg's birthday and Coral buys one doll and three comics. How many presents are there?

.....

2. Stacy and Ava go shopping at the supermarket. They buy 15 cartons of ice cream. If Stacy buys 7 cartons, how many cartons of ice cream does Ava buy?

.....

3. Aisha buys 1 box of chocolate biscuits, 2 boxes of lemon biscuits and 7 boxes of ginger biscuits. How many boxes of biscuits does she buy?

.....

4. Kendra's book has a total of 22 pages. If there are 8 pages of pictures, how many pages of writing does the book have?

.....

2 Complete the shopping receipts.

WHEAT BAKER'S			
Bread (€ 0.60 each)	1	€ 0.60	
Buns (€ 0.50 each)	4	€	
Cake (€ 5 each)	1	€	
TOTAL		€	
Cash	€10.00		
Change	€		
THANK YOU			

FESCO SUPERMARKET			
Strawberry jam	2	€ 2.40	
(€ 1.20 jar)			
Cereal (€ 2.50 packet)	1	€	
Milk (1 € carton)	3	€	
Water (€ 0.40 bottle)	2	€	
TOTAL		€ 8.70	
Cash	€		
Change	€11.30		
THANK YOU			




Name and surname:


Class: Date:

1 Draw in the correct shop.

newspaper kite bread lollipop eggs apples fish sausages
doll sweets hamster chicken comic yoghurt tomatoes cake



2 Complete the sentences.



1. The car is number seventy two.
2. The ball is number
3. The train is number
4. The board game is number
5. The doll is number
6. The plane is number
7. The kite is number
8. The teddy bear is number



Name and surname:

Class: Date:

1 Complete the words and match.




t ... w ... h a l l

sc o ...



c em ...

p k





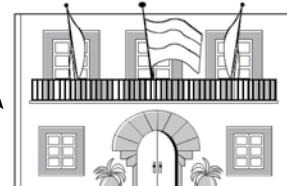
m ... s m

h ... s t



tr n s ... a ... io ...

l ... b r ...



2 Look at the town and match.



1. The train station is

opposite the library.

2. The museum is

next to the park.

3. The park is

behind the park.

4. The town hall is

in front of the school.

5. The cinema is

between the hospital and the cinema.

Name and surname:

Class: Date:



1 Read, label and draw.



.....



.....




This is Roundhill Town. It's a small town near a river. There's a park between the museum and the school. There's a train station opposite the park the station is between the library and the town hall. There's a new hospital next to the river. I like my town.

2 Look and make the sentences true.



He's reading a book in the hospital.


He's reading a book in the library.




She's riding on a train in the park.



She's meeting the Mayor in the school.



He's seeing a nurse in the park.



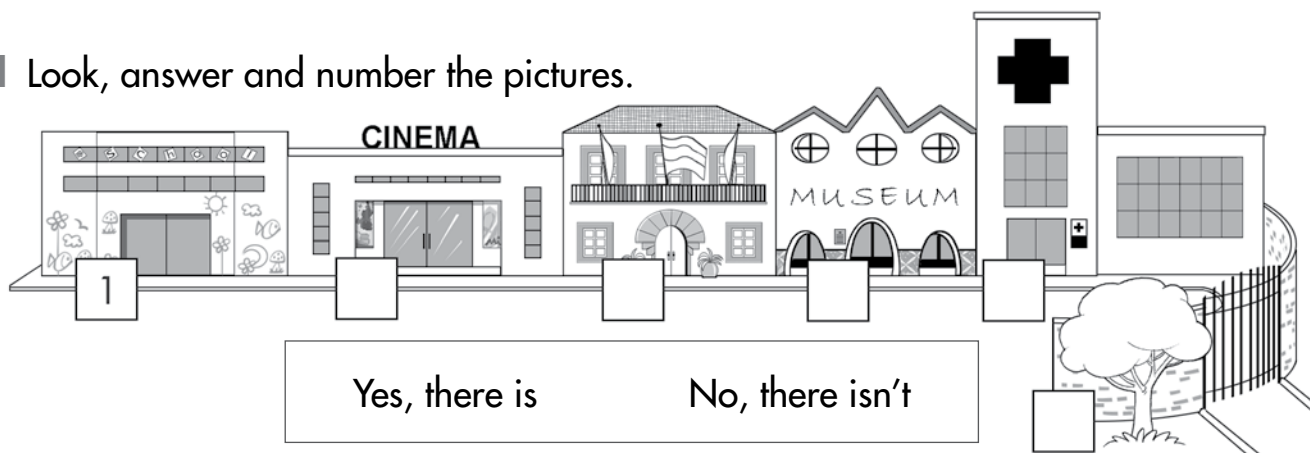
She's watching a film in the museum.



Name and surname:


Class: Date:

1 Look, answer and number the pictures.



1. Is there a school in the town? *Yes, there is.*
2. Is there a cinema in the town?
3. Is there a train station in the town?
4. Is there a town hall in the town?
5. Is there a park in the town?
6. Is there a library in the town?

2 Look at the town and complete the sentences.



1. The park is *next to* the *town hall*.
2. The is the school.
3. The bike is the cinema.
4. The car is
5. The town hall is the park and the



Name and surname:

Class: Date:

1 Read and answer the questions.

I'm Samantha. I live in a small town in England, but now I'm on my Easter holidays in Madrid with my family.

I like our hotel. It's in the old part of the city, opposite a church and next to an Italian restaurant, which is my favourite food. There are small shops near the hotel where I can buy typical Spanish souvenirs.

Madrid is a fun city. Every day we go to a different place. There are lots of museums to visit with beautiful pictures and sculptures. There are many theatres and cinemas, and on Sunday you can go to a large market where you can buy incredible things. There is a famous zoo with lots of different animals and amazing amusement parks where you can have fun all day. I love this city!

1. Where's Samantha's hotel? It's
2. Where can she buy typical Spanish souvenirs?
3. What can you see in the museums?
4. What can you buy at the Sunday market?
5. Does Samantha like Madrid?

2 Draw and write about your perfect place.

.....

.....

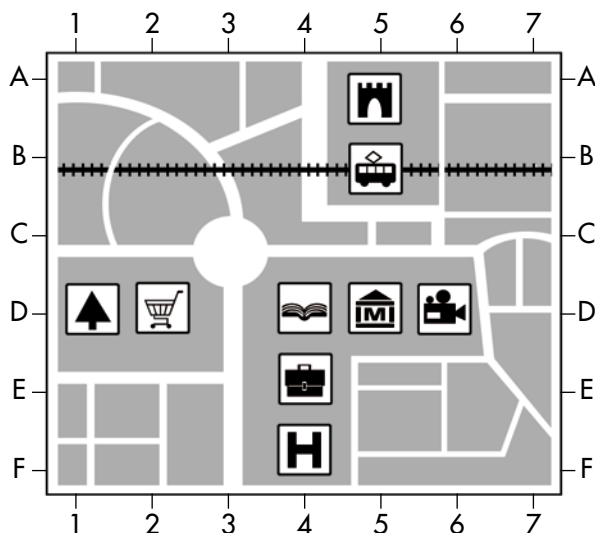
.....



Name and surname:

Class: Date:

1 Look at the map and locate the places. Use the numbers and the letters.



library 4 D

cinema

hospital

supermarket

castle

museum

train station

school

park

2 Answer the questions about the map.

1. Where's the castle? *It's behind the train station.*

2. Where's the school?

3. Where's the supermarket?

4. Where's the library?

5. Where's the hospital?

6. Where's the museum?

3 Add more symbols and draw them on the map.



river



.....



.....



.....



.....



.....




Name and surname:

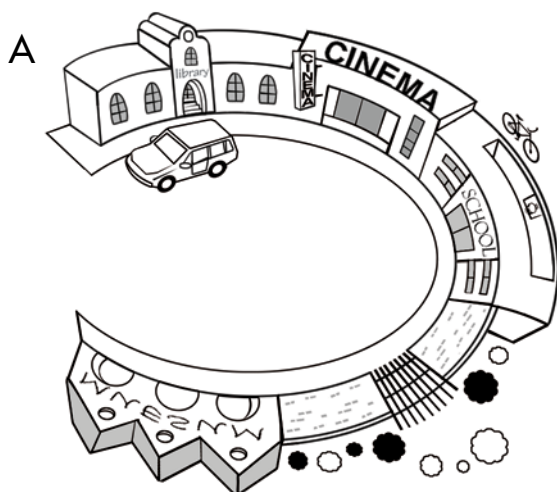
Class: Date:

1 Circle the correct option. Match.

1. I like films. I go to the cinema / museum. A
2. I can rollerblade. I go to the *hospital* / park. B
3. I study English. I go to the *school* / town hall. C
4. I ride on a train. I go to the *park* / train station. D
5. I love books. I go to the *library* / hospital. E
6. I meet the Mayor. I go to the *town hall* / cinema. F
7. I like pictures. I go to the *park* / museum. G
8. I need a doctor. I go to the *hospital* / school. H



2 Look at the pictures and write the differences.




The park is next to the museum

The library is

The car is

The cinema

The bike



The park is next to the hospital.

The library is



Name and surname:

Class: Date:

1 Read and write the number.



She's got short hair.

3

He's young.

She's got long hair.

He's old.

2 Look and answer Yes, she has or No, she hasn't.



1. Has she got long hair? *Yes, she has.*

2. Has she got curly hair?

3. Has she got a book?

4. Has she got glasses?


3 Read, draw and colour.

This is Steve.

He's got short black hair.

He's got a big mouth and a small nose.

He's got blue eyes.



Name and surname:

Class: Date:



1 Read the clues and write the names. Colour and add more sentences.

Who are they?

A



B



C



D



E



F



Janet

1. Jennifer is wearing a T-shirt.

2. Jessica has got short hair.

3. Jake is wearing jeans.


4. Janet has got long straight hair.

5. John has got short curly hair.

6. Joe has got straight blond hair.

He isn't wearing a jumper.

2 Look and write the description of the picture.





Name and surname:

Class: Date:

1 Look and match.



1. He's young. ^B
2. He's got short hair.
3. He's got one leg.
4. He's short.
5. He's got straight hair.
6. He's got small ears.
7. He's got a parrot.
8. He's got a big mouth.
9. He's tall.
10. He's got one eye.



2 Colour and complete the description. Use the words in the box.

curly feet He's nose He's got wearing
tall big Fred long small

This is Fred...

..... young and

..... eyes,

..... hair,

a mouth,

small and

very big

He's

a T-shirt, hat and

shorts.





Name and surname:

Class: Date:

1 Read and complete the table.

The Munsters family is a very special family. They are scary and funny. Count Dracula is the grandfather. He's 98 years old. He's old and he's got short black hair. He likes science experiments. Lily is the mother. She's 100 years old. She's got long black and white hair. She likes cooking. She's got a niece, Marilyn. She's 23 and she isn't a monster. She's got blonde hair and she's very beautiful. She likes talking. Herman is the father. He's 101 years old. He's very tall and he's got one brown eye and one green eye. He likes telling jokes. Eddie is the son. He's ten. He's short and he's got short black hair. He likes toys.



	Name	Age	He/She's got...	He/She likes...
Grandfather	Count Dracula			
Mother				
Father				
Son				
Niece				

2 Draw a picture of yourself in fancy dress and write about it.

.....

.....

.....

.....



Name and surname:

Class: Date:

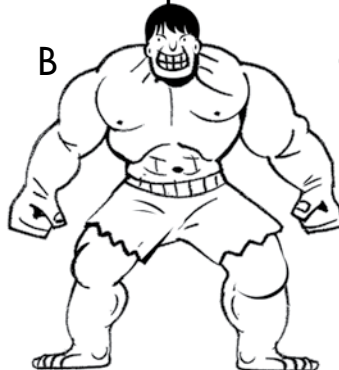
1 Match the descriptions and pictures.

A




Little Red Riding Hood

B



The Incredible Hulk

C



Cinderella

D



Superman

B

1. He's very big and strong. He's got short black hair and big hands. He's green.

☐

2. She's young and beautiful. She's got long blonde hair. She's wearing a long dress and long gloves.

☐

3. He's young and tall. He's wearing a red cloak and red boots. He can fly very fast.

☐

4. She's a girl. She's got long black hair. She's wearing a red dress and a red cloak. She's got a basket. Her grandma lives in the forest.

2 Classify these characters.

<i>Little Red Riding Hood</i>	<i>The Incredible Hulk</i>	<i>Cinderella</i>
<i>Superman</i>	<i>Hansel and Gretel</i>	<i>Snow White</i>
<i>Goldilocks</i>	<i>Batman</i>	<i>Cat Woman</i>
		<i>Spiderman</i>

Fairy-tale characters

Red Riding Hood

.....

.....

.....

.....

.....

Comic superheroes

The Incredible Hulk

.....

.....

.....

.....

.....




Name and surname:

Class: Date:

1 Complete with *is* or *has got*. Draw Tony and his dog.

1. This is Tony. He ^{is} ten years old.
2. He tall.
3. He short blonde hair.
4. He a small nose and a big mouth.
5. He green eyes.
6. He young.
7. He wearing glasses.
8. He a big brown dog.



2 Match the picture and the sentence. Colour.

1. She's short. She's got long blonde hair and green eyes.
2. She's old and short. She's got long white hair. She's wearing glasses.
3. She's tall. She's got short black hair and green eyes. She's got a basket.
4. She's short. She's got short blonde hair and blue eyes.
5. She's tall. She's got short red hair and blue eyes. She's wearing a purple dress.
6. She's tall. She's got long black hair and black eyes. She's wearing glasses.

