


1. PERCUSSION INSTRUMENTS AT SCHOOL

1. Look at the instruments



What is it?
It's a triangle.

Triangle



What is it?
It's a drum.

Drum



What is it?
It's a pair of claves.

Claves



2. Point to the instrument that is played.

Listen to the...

Drum



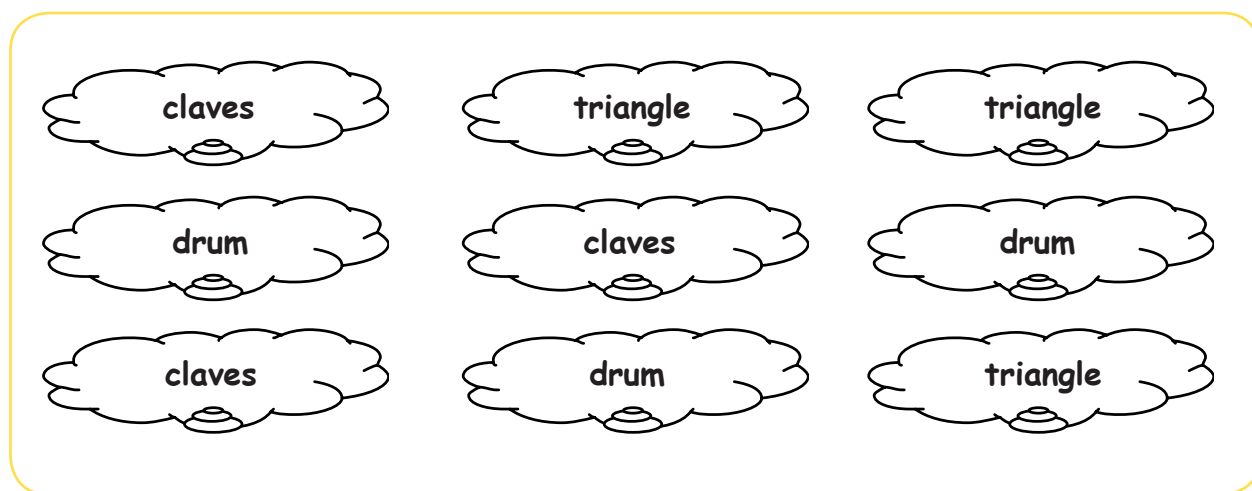
Claves



Triangle



3. Colour in



4. Unscramble the letters. Write the name.



murd (5)


rigleant (8)

vlaesc (6)

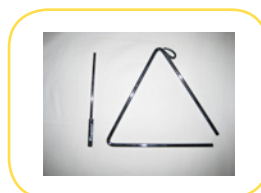
5. Complete the names



cl...v...s



dr....m



tr....angl...

Choose the name.

6. Tick the names of the picture ✓



Drum ✓

Claves

Drum

Claves

Triangle

7. Tick the names of the picture ✓



Triangle

Drum

Claves

Drum

Triangle

8. Tick the names of the picture ✓



Drum


Triangle

Drum


Claves

Claves


9. Draw



a drum





the claves



a triangle

10. Match the instruments



11. Match the names

Drum

Triangle

Clave

Drum

Triangle


Clave

12. Match

It's a triangle



It's a pair of claves



It's a drum



13. Look at the examples. Order the sentences.



It's

a pair of


claves



a

triangle

It's



drum

It's

a

14. Write the sentences in the correct box.




It's a triangle

It's a drum

It's a pair of

Listen









2. PERCUSSION INSTRUMENTS AT SCHOOL

15. Look at the instruments



What is it?
It's a tambourine.

Tambourine



What is it?
It's a wood-block.

Wood-block



What is it?
It's a pair of cymbals.

Cymbals



16. Point to the instrument that is playing.

Listen to the ...

Wood-block



Cymbals



Tambourine



17. Colour in

Wood-block- blue

Cymbals-green

tambourine-red

cymbals

cymbals

wood-block

tambourine

wood-block

tambourine

tambourine

wood-block

cymbals

18. Unscramble the letters. Write the names.



rineubomta (10)

baycmis (7)

oowd-olbck (4-5)

19. Complete the names



t...mb...ur...ne



c...mb...ls



w...od-bl...ck

20. Tick the name of the picture ✓

Wood-block ✓

Cymbals

Tambourine

Wood-block

Tambourine



21. Tick the name of the picture ✓

Cymbals

Tambourine

Wood-block

Tambourine

Cymbals



22. Tick the name of the picture ✓

Cymbals

Cymbals

Wood-block

Tambourine

Cymbals



23. Draw



the cymbals



a tambourine



a wood-block

24. Match

It's a tambourine

It's a pair of cymbals

It's a wood-block



25. Make sentences



cymbals

tambourine

It's a

It's a

wood-block

It's a pair of








3. PERCUSSION INSTRUMENTS AT SCHOOL

26. Look at the instruments



What is it?
It's a xylophone.

Xylophone



What is it?
It's a big drum.

Big drum



What is it?
It's a pair of maracas.

Maracas



27. Point to the instrument that is playing.

Listen to the ...

Big drum



Maracas



Xylophone



28. Colour in

Big drum- blue

maracas-green

xylophone-red

maracas

Big drum

xylophone

maracas

xylophone

Big drum

Big drum

maracas

xylophone

29. Unscramble the letters. Write the names



acasmra (7)

lopoheyxn (9)

igb-rudm (3-4)

30. Complete the names



b..g dr...m



m...r...c...s



x...l...ph...n...

31. Choose the name. Colour it in.



Cymbals

Xylophone

Drum

Maracas



Tambourine

Drum

Claves

Big drum



Wood-block

Cymbals

Maracas

Claves



Cymbals

Big drum

Tambourine

Wood-block



Maracas

Claves

Cymbals

Xylophone




Maracas

Claves

Drum

Xylophone

32. Draw



a pair of maracas




a big drum



a xylophone

33. Cut out the flash cards and make phrases



a

It's

triangle

listen

drum

a pair of

claves



a

It's

big drum

dance

xilophone

a pair of

maracas



a

It's

tambourine

sing

cymbals

a pair of

wood-block

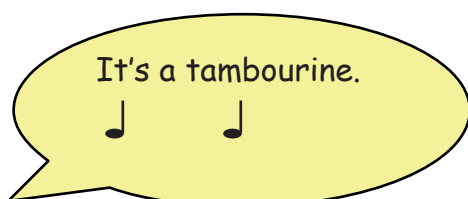
34. Make phrases with the flash cards and read them.



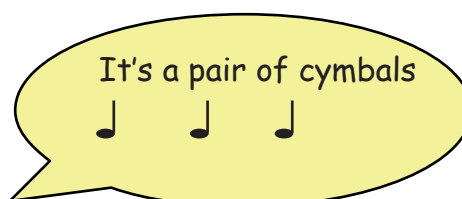
LET'S PLAY THE INSTRUMENTS. **Teacher attention**

Use the flashcards to make sentences and do the evaluation. Some tip to use the instruments.

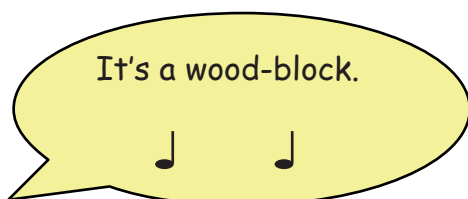
Play the tambourine.
Say:



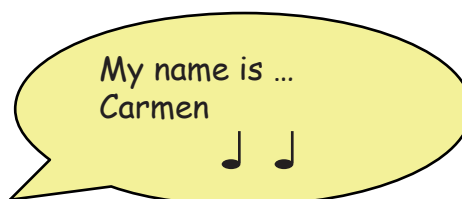
Play the cymbals.
Say:



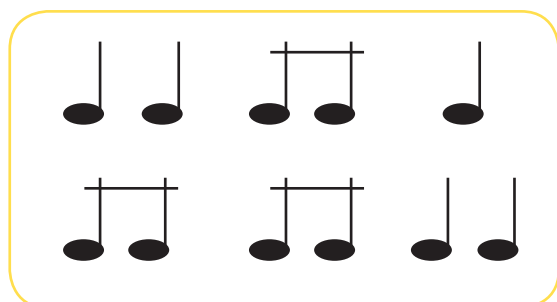
Play the wood-block.
Say:



Play the instruments.
Say your name:











Play some rhythm pattern
with each instrument.



Sing a song playing the instruments.

Hello, hello.
One two three.
The wheels on the bus.
The weather song.
The body song.
Head, Shoulder.
If you're happy.

Self assessment. Tick your progress in this unit.

				
	I can recognize words and expressions related to the content of the lesson.			
	I can understand the most important information in the texts in the lesson			
	I can speak about different themes in the lesson.			
	I can talk to my classmates about the lesson topics.			
	I can write short texts about the lesson topics.			