

Primary 4

MACMILLAN

WITH
ONLINE
MATERIALS
FOR PUPILS

TIGER TEAM

ACTIVITY
BOOK



With
Reinforcement
Material

- Guided vocabulary activities
- Guided grammar activities



MACMILLAN

Carol Read • Mark Ormerod



ACTIVITY BOOK A

Welcome Back to the Tiger Street Club!	page (3)
1 A New School Year	page (5)
2 Describing People	page (13)
3 Around the Town	page (21)
4 Jobs and Routines	page (29)
5 Things We Like Doing	page (37)
6 In the Countryside	page (45)
7 Tiger Street Club Review	page (53)
Verb List	page (62)
Picture Dictionary	page (63)
Grammar Reference Bank	page (67)
Vocabulary and Grammar Reinforcement	page (74)
Cut-out Cards	page (89)

Welcome Back to the Tiger Street Club!

Lesson 1 Vocabulary and Listening

1 Order and write.



- 1 new / got / a / T-shirt / I've

I've got a new T-shirt.



- 3 sports / I've / got / bag / a / new




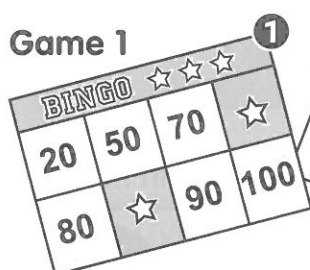
- 2 We've / a / got / noticeboard / new



- 4 football / I've / got / new / a

2 Choose a card. Listen to the numbers. Play *Bingo*!


Game 1



Game 2



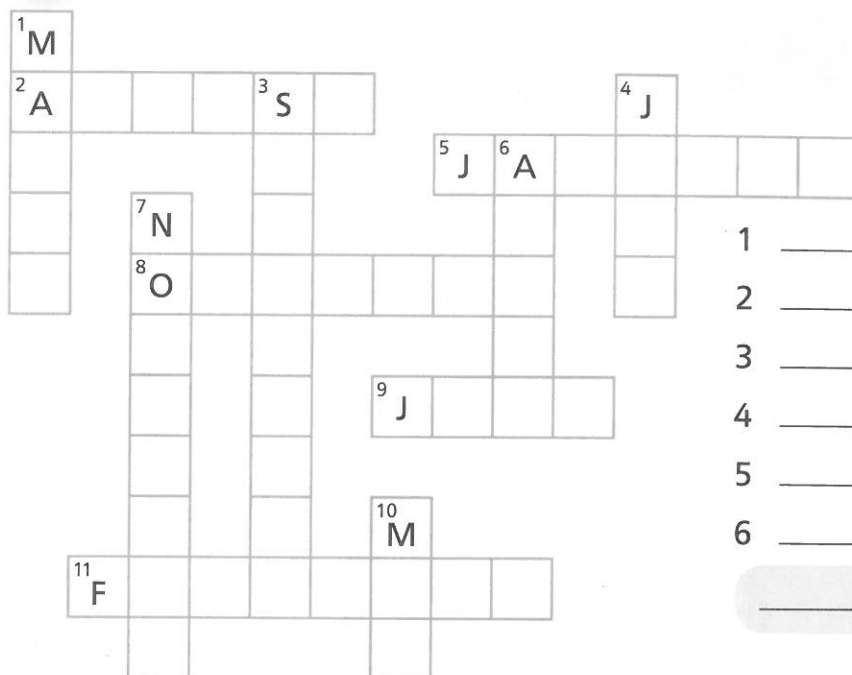
3 Look, read and write.



- Number thirty is on the cap.
- Number _____ is on the computer.
- Number _____ is on the chair.
- Number _____ is on the sports bag.
- Number _____ is on the football.

Lesson 2 Vocabulary

4 Write the months and complete the sentence.



- | | |
|---------|----------|
| 1 _____ | 7 _____ |
| 2 _____ | 8 _____ |
| 3 _____ | 9 _____ |
| 4 _____ | 10 _____ |
| 5 _____ | 11 _____ |
| 6 _____ | |

_____ is missing.

5 Write the questions and answers.



Nasim



Clare



Ben



Ellie

- When is Nasim's birthday? It's in October.
- When is Clare's _____? It's _____
- _____?
- _____?

January	February	March
		Clare's birthday
April	May	June
July	August	September
Ben's birthday		Start school
October	November	December
Nasim's birthday Ellie's birthday		

6 Write a name for every month. Ask your friends.

When's your birthday?



January	February	March
April	May	June
July	August	September
October	November	December

It's in ...






A New School Year

Lesson 1 Vocabulary

1 Find, circle and write.




MATHSS SCIENCE HISTORY **ENGLISH** DRAMA PE GEOGRAPHY MUSIC ART AND DESIGN ICT




1 English



2 _____




3 _____



4 _____



5 _____



6 _____



7 _____



8 _____



9 _____



10 _____

2 Look. Write the first letter and find the sentence. Draw the time.



8 2 60 90 5
 | ' v e _____
 3 1 1

3 Look and write.

- On Mondays, I've got art and design and science.
- On Tuesdays, I've _____ and _____.
- _____ and _____.
- _____ and _____.
- _____ and _____.

Morning Timetable Afternoon	
Monday 	
Tuesday 	
Wednesday 10x15=150 	
Thursday 	
Friday Hi Hello 	



Lesson 2 A photo story

A New Friend

4 Read and number in order. Listen and check.

Oliver plays the recorder. ☐

Ellie plays the recorder, but it sounds terrible. ☐

Ellie says, 'This year, I want to learn to play a musical instrument.' ☐

It's the first day back at school. ☐ 1

They return the book and the recorder to Oliver. ☐

Ellie and Clare find a recorder and a music book. ☐



5 Order and write. Match. Listen and check.

1 half past nine / ? / What / we / have / at / got

What have we got at half past nine?

2 music / at / We've / quarter past ten / got

3 play / recorder / the / want / to / I

4 teach / I / you / can / play / to



Home-School Link

6 Read and reflect. Write.



1 I think it _____ (is / isn't) very important to welcome new pupils on the first day of school.

2 I _____ (can / can't) play a musical instrument.

3 My favourite moment in the story is _____.

4 I think that Oliver is _____.

7 Write six words from the story. Tell your family what they mean.

1 _____ 2 _____ 3 _____

4 _____ 5 _____ 6 _____

Lesson 3 Grammar and Writing

Grrr... is for Grammar!

1

8 Read and write. Learn.

We've got English (1) at quarter to ten.

We haven't (2) _____ science at quarter past nine.

Have we got PE today? Yes, we (3) _____.

No, we (4) _____.

(5) _____ have we got at quarter past two?

We've got maths.



Tiger Tips

Remember!

• we've got = we have got



quarter
to



quarter
past

9 Listen, draw and write.



1 It's quarter past seven.



2 It's _____ one.



3 It's _____ five.



4 It's _____ eight.

10 Look and write.

1 We haven't got PE at quarter past nine. We've got geography.

9:15



2 We haven't got

10:45



3 Have we got English at quarter past twelve? Yes, we have.

12:15



4

2:45



10 x 5 = 15



5


3:45





Lesson 4 Grammar, Listening and Writing

11 Remember, write and say.



We've got

We've got

12 Look and write.  Listen and check. Act out.

1

What have we got at quarter past ten



2

We've got



. At



, we've got



3

What have we got at



4

We've got



. At



, we've got



Home-School Link

13 Practise the dialogue at home with your family.

14



Order and write. Tell your family what subjects you have got at different times of the day.

Wath vahe ew ogt ta velnee o'lckco?

W h a t _____ ' _____?

eW'ev tog lingsEh.

W e ' _____



Lesson 5 Reading, Writing and Grammar

15 → Go to Pupil's Book page 10. Look, read and write.
Match.

Monday pupils dance centre
near classrooms Arts weekends



- 1 We have extra music, drama and dance classes.
- 2 I see my family at the _____.
- 3 All the pupils live _____ the school.
- 4 It's got 22 _____.
- 5 We go to Elm Park School in the _____ of London.
- 6 I live at the school from _____ to Friday.
- 7 Our school has got about 450 _____.
- 8 I go to Riverside School of Performing _____.


16 Order and write.

- 1 I / on / a / live / island / small
I live on a small island.
- 2 school / I / go / don't / to

- 3 at / I / study / home / parents / with / my

- 4 teacher / lessons / I / have / some / with / a

- 5 I / online / talk / to / children / other



17 Write sentences about your school.

My school has got _____

It hasn't got _____

Lesson 6 Listening, Reading and Writing

18 Listen and circle.



Adam

Adam's school	big	small	very small
Start	9:00	9:15	9:30
Lunch	12:30	12:45	1:15
Finish	3:30	3:45	4:00
Favourite subjects	drama and history	music and maths	PE and ICT
After-school clubs			
Tuesdays	swimming club	science club	hockey club
Thursdays	board games club	sports club	art club

19 Read. Listen and find the differences. Say stop.

My notes:

- my school – small, London
- my timetable – begin: 9:30
lunch: 1:15
finish: 3:45
- my favourite subjects – geography, PE
- after-school clubs / activities – science, drama

Remember!

- 3:45 = quarter to four
- 4:15 = quarter past four

A day at school:

I go to a small school in the centre of London. Lessons begin at half past nine. We've got a break in the morning and in the afternoon. We have lunch at quarter past one. School finishes at quarter to four. My favourite subjects are geography and PE. On Mondays, I go to a science club. On Thursdays, I go to a drama club. I like drama.
by Ally



 Now write your notes and project in your notebook.



Home-School Link

20



Use technology to extend your project.

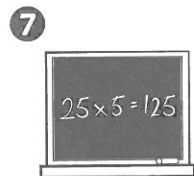
Lesson 7 Unit Review Vocabulary and Grammar



21 Look and write.



1 E **2** N **3** G **4** L **5** I **6** S **7** H



22 Read and write. Listen and check. Act out.

Today's Timetable	
9:30	geography
11:15	English
2:45	maths
4:00	finish school



1 Have we got English today?

2 Yes, we _____. We've got English at quarter past eleven.

3 _____ we got science?

4 No, we _____.

5 What have we got _____ quarter to three?

6 _____ got maths at quarter to three.

7 Have we got history at four _____?

8 _____, we haven't. School finishes at four.



Lesson 8 Unit Review CLIL, Culture and Self-assessment



23 Read and predict. Listen and circle.



I go to a very big school in (1) **London / Manchester**. The school has got about (2) **400 / 500** pupils. It's got 18 (3) **classrooms / gyms** and a canteen. It's got a big (4) **playground / canteen**.

I go to a performing arts school. I learn all the normal subjects, but I have extra (5) **music / science** lessons. I live at the school from Monday to (6) **Saturday / Friday**, but I see my family at the weekends.



24 Order and write.

1 very / I / to / small / go / school / a
I go to a very small school.

2 to / On / drama / Mondays, / club / I / go

3 twelve / We / at / have / lunch / o'clock

4 subject / My / geography / favourite / is

25 Listen and say Yes or No.

26 Complete the Picture Dictionary for Unit 1.

Home-School Link

27 Complete your *Tiger Team* score card.



Learning to
LEARN

My Tiger Team score card

My work in Unit 1 is:

OK



Good



Very good



Excellent



My Learning Plan

I plan to:

- ☐ read Unit 1 again
- ☐ write a list of words to remember
- ☐ learn the grammar table
- ☐ do the online activities

28 Do an activity from your Learning Plan and complete your *Progress Journal* for Unit 1.

2 Describing People

Lesson 1 Vocabulary

1 Look and write.



1 curly
hair

2 straight
h

3 b

4 m

5 l
h



6 s
h

7 g

8 p

9 f
h

10 d
h

2 Look. Write the first letter and find the sentence. Colour.

3 Look and write. Use the words.



1 She's got long hair.
(long)



2 He's
(glasses)



3
(curly)



4
(ponytail)



5
(moustache)



6
(short)

A Thief in the Park

4 Read and write true sentences. Listen and check.

- Joe and Becky are in a park in Manchester.
Joe and Becky are in a park in London.
- They see a woman take Peter Pan's flute.

- They call the hospital.

- The man has got the flute under his jumper.



5 Look, read and write.



long got coat beard

- The man is wearing a coat.
- He's got _____ dark hair.
- He's _____ a moustache and a _____.



T-shirt hasn't moustache fair

- The man is wearing a _____.
- He's got short _____ hair.
- He _____ got a beard or a _____.



Home-School Link

6



Read and reflect. Write.



- A Thief in the Park* is a _____ (fairy tale / mystery / legend).
- I think the story is _____ (OK / good / very good / excellent).
- My favourite moment in the story is _____.
- I think it is important to tell an adult when you see someone _____ (suspicious / famous).

7 Write six words from the story. Tell your family what they mean.

- _____
- _____
- _____
- _____
- _____
- _____

Lesson 3 Grammar and Writing

Grrr... is for Grammar!

2

8 Read and write. Learn.

She's (1) got long fair hair.

She hasn't (2) _____ curly dark hair.

(3) _____ he got a beard? Yes, he has.

Has he got a moustache? No, he (4) _____.



Tiger Tips

Remember!

- *she's got = she has got*
- *No, he hasn't. = No, he has not.*

9 Look and write the letters.

a I'm a clown.



b I'm a witch.



c I'm a dancer.



d I'm Father Christmas.



1 He hasn't got glasses.

d

6 He's got curly dark hair.

☐

2 She hasn't got glasses.

☐

7 She's got fair hair.

☐

3 He's wearing a hat.

☐

8 He hasn't got a beard.

☐

4 She's got curly hair and glasses.

☐

9 He's got a beard and a moustache.

☐

5 She's wearing a hat.

☐

10 She's got a ponytail.

☐

10 Look and write.

1 The pirate has got
a ponytail and a beard.



2 He _____
glasses or a moustache.

3 He is _____ a hat.

4 The pop star

_____ short fair hair.




5 She _____
a ponytail or glasses.

6 She is _____ a T-shirt.

2 Lesson 4 Grammar, Listening and Writing

11 Remember, write and say.

Fantastic Phonics



12 Read and tick (✓) the correct person. Write.  Listen and check.

1



a



b

Has he got fair hair? ☐


Has he got glasses? ☐

Has he got a beard? ☐


No, he hasn't. ☐

Yes, he has. ☐

2



a



b

Has she got straight hair? ☐

Has she got curly hair? ☐

Has she got glasses? ☐

No, she hasn't. ☐

Yes, she has. ☐

Home-School Link

13 Practise the questions and answers at home with your family.

14 Order and write. Act out.

- 1 Is / hat / ? / wearing / thief / a / the
Is the thief wearing a hat? Yes, she is.
- 2 long / Has / she / hair / ? / got
Has she got long hair? Yes, she has.
- 3 hair / ? / got / Has / she / fair
Has she got fair hair? No, she hasn't.
- 4 Has / a / beard / ? / got / she
Has she got a beard? Yes, she has, but it's a disguise.
- 5 Is / she / coat / ? / a / wearing
Is she wearing a coat? Yes, she is.



Lesson 5 Reading, Writing and Grammar

15 Look and write.

The Wizard of Oz The Adventures of Sinbad
Alice's Adventures in Wonderland Charlie and the Chocolate Factory



- 1 My favourite book is Alice's Adventures in Wonderland.
- 2 My
- 3 _____
- 4 _____

16 Look, read and write. Match.



The lion

1



Sinbad



Charlie



Alice

- 1 He visits a wizard with the tin man, the scarecrow, a girl and her dog. He is always scared. He isn't brave (avverb).
- 2 He's very _____ (oppro), but he's very _____ (yulck). He finds a gold ticket in a bar of chocolate.
- 3 He sails in a big ship. He isn't scared of the giant snakes and birds. He's brave and _____ (trongs).
- 4 She imagines an amazing world where animals and objects talk. She's very _____ (gamitiaveni).

17 Write sentences about your favourite book.


My favourite book is _____

_____.




Lesson 6 Listening, Reading and Writing

18  Listen and match.




Anna






David



Sophie



Alex



19  Read. Listen and find the differences. Say stop.

My notes:

- title of the book – *The Hundred and One Dalmatians*
- the author – Dodie Smith
- the type of book – a children's novel
- my favourite character – Cruella de Vil
- a description of a character – beautiful, tall, black and white hair, fur coat, cruel

Remember!

- She's tall. = She is tall.
- She's got white hair.
= She has got white hair.


My favourite book:

My favourite book is *The Hundred and One Dalmatians*, by Dodie Smith. The book is a children's novel. My favourite character is Cruella de Vil. Cruella is very beautiful. She's tall. She's got black and white hair. In the picture in my book, she's wearing a white fur coat. Cruella is very cruel.



 Now write your notes and project in your notebook.

 **Home-School Link**

20  Use technology to extend your project.

Lesson 7 Unit Review Vocabulary and Grammar



21 Look, read and write the words.

moustache glasses beard ponytail curly hair
straight hair dark hair fair hair short hair long hair



moustache



22 Read and write.  Listen and check. Act out.

1 Hello. There's a man in the library. I think he's a thief.

2 Can you describe him?

3 He's got long dark hair.

4 Has _____ got straight hair or curly hair?

5 He's got straight hair. _____ got a ponytail.

6 _____ he got a beard?

7 No, he _____. But he's got a moustache.

8 Has _____ got glasses?

9 Yes, he _____. And he's wearing a red hat and a green jumper.

Lesson 8 Unit Review CLIL, Culture and Self-assessment



23 Read and write. Listen and check.

lucky brave clever imaginative kind strong poor

- 1 The scarecrow and the tin man are from *The Wizard of Oz*. The scarecrow isn't clever. The tin man is very _____.
- 2 Sinbad is from *The Adventures of Sinbad*. He's _____ and _____.
- 3 Alice is from *Alice's Adventures in Wonderland*. She's very _____.
- 4 Charlie is from *Charlie and the Chocolate Factory*. He's _____, but he's very _____.



24 Order and write.

- 1 favourite / by / Hergé / book / My
Tintin in America / is
My favourite book is Tintin in America by Hergé.
- 2 comic book / It / is / a

- 3 character / My / is / Tintin / favourite

- 4 hair / He's / got / fair

- 5 brave / Tintin / very / is

25 Listen and say Yes or No.

26 Complete the Picture Dictionary for Unit 2.

Home-School Link

27 Complete your *Tiger Team* score card.

I can name different types of hair.



Learning to
LEARN

My Tiger Team score card

My work in Unit 2 is:

OK



Good



Very good



Excellent



My Learning Plan

I plan to:


- ☐ read Unit 2 again
- ☐ write a list of words to remember
- ☐ learn the grammar table
- ☐ do the online activities

28 Do an activity from your Learning Plan and complete your *Progress Journal* for Unit 2.

3 Around the Town


Lesson 1 Vocabulary

1 Look and write.

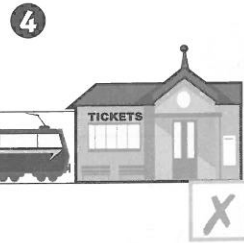
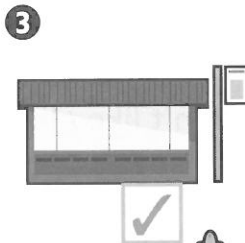
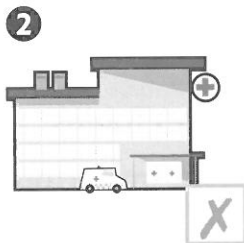
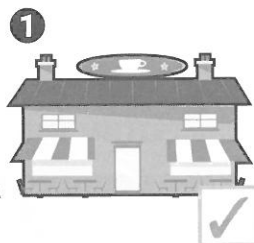


- | | | |
|---------------|-------------------|-------------------|
| 1 newsagent's | 5 b _____ s _____ | 8 s _____ |
| 2 s _____ | 6 t _____ s _____ | 9 p _____ s _____ |
| 3 c _____ | 7 m _____ | 10 h _____ |
| 4 c _____ | | |



2 Look. Write the first letter and find the sentence.



3 Look and write.



- 1 There's a café in our town.
- 2 There isn't a
- 3 _____
- 4 _____
- 5 _____
- 6 _____



Lesson 2 A fable

The Piper of Hamelin

4 Remember, complete and write *a* or *b*.

1 I've got a magic flute, Mayor. I can make the rats go away.

2 I promise to give you this bag of _____.

3 Are there any rats in _____ now?

4 But sorry, I don't want to give you the _____.

5 I want to teach the _____ a lesson.

6 Thank you for making the _____ go away.



5 Write *There is* or *There are* and the correct prepositions.




1 There are four rats in the car.

2 _____ three rats _____ the chair.

3 _____ two rats _____ the table.

4 _____ one rat _____ the door.



Home-School Link

6 Read and reflect. Write.



1 I _____ (don't like / like / love) fables.

2 I think it _____ (is / isn't) very important to keep your promises.

3 My favourite moment in the story is _____.

4 I think the story is _____.

7 Write six words from the story. Tell your family what they mean.

1 _____ 2 _____ 3 _____

4 _____ 5 _____ 6 _____

Lesson 3 Grammar and Writing

Grrr... is for Grammar!

3

8 Read and write. Learn.

There (1) 's a café in the street.

There (2) _____ houses in the street.

Is (3) _____ a supermarket?

(4) _____, there is. (5) _____, there isn't.

(6) _____ there any shops?

Yes, (7) _____ are. No, there (8) _____.



Tiger Tips

Remember!

- There's = There is
- There is ... + singular
- There are ... + plural



9 Look and write. Listen and check.



- 1 Is there a hospital in Cat Street? No, there isn't.
- 2 _____ a cinema in Cat Street? _____
- 3 _____ two cinemas in Cat Street? _____
- 4 _____ three bus stops in Cat Street? _____
- 5 _____ a train station in Cat Street? _____
- 6 _____ fourteen cats in Cat Street? _____

10 Look, read and write.




in under on behind

- 1 Rat number 1 is behind the bus stop.
- 2 Rat number 2 is _____.
- 3 Rat number 3 is _____.
- 4 Rat number 4 is _____.



Lesson 4 Grammar, Listening and Writing

11 Remember, write and say.



There's

There are

12 Order and write.  Listen and check. Act out.

1 museum / Is / there / street / ? / a / your / in
Is there a museum in your street?

No, there isn't.

2 Are / any / shops / ? / there

Yes, there are. There's a sweet shop and a pet shop.

3 any / your / street / ? / cinemas / Are / there / in

No, there aren't.

4 a / Is / supermarket / ? / there

Yes, there is. It's opposite the bus stop.



Home-School Link

13 Practise the dialogue at home with your family.

14 Read and write. Complete the sentence.

There's a café next to the police station.

There's a museum next to the café.

There's a supermarket opposite the police station.

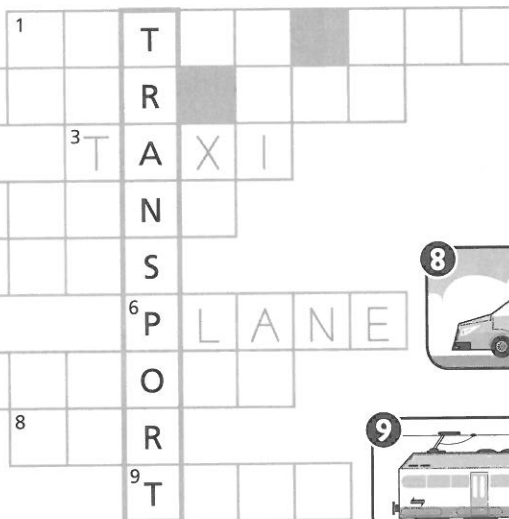
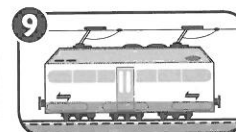






There's a hospital next to the supermarket and the cinema.

The cinema is opposite the _____.

police station		

Lesson 5 Reading, Writing and Grammar

15 Look and write.



16 Read and write true sentences.

1 In London, many people travel by double-decker taxi. Lots of people travel on the water bus.

2 In Venice, there are lots of roads. Lots of people travel by car.

3 In Amsterdam, there isn't an underground.

17 Write sentences about you.



I want to travel by car in London. What about you?

I want _____

I don't want _____

Lesson 6 Listening, Reading and Writing

18  Listen and circle.



Scott

1 Scott lives in:	London New York City Venice
2 Scott's favourite buildings are:	a train station a museum a swimming pool a cinema his school the shops
3 Scott goes to school by:	taxi bicycle underground

19 Read.  Listen and find the differences. Say stop.

My notes:

- where I live – Bridgwater
- the buildings near where I live – shops, supermarket, cinemas, museum
- my favourite buildings – library, swimming pool
- how people travel – car, bus, bike, taxi, school bus
- how I go to school – walk

Remember!

- I go to school by { train
car
bus

About my town:


I live in a town called Bridgwater in the UK. It's a small town. There are lots of shops and supermarkets. There's a cinema. There's a small museum about the history of the town. My favourite buildings are the library and the swimming pool. I go swimming every day. In Bridgwater, people travel by car, bus or bike. There are taxis, too. There's a school bus for children, but I walk to school.

by Caroline



 Now write your notes and project in your notebook.

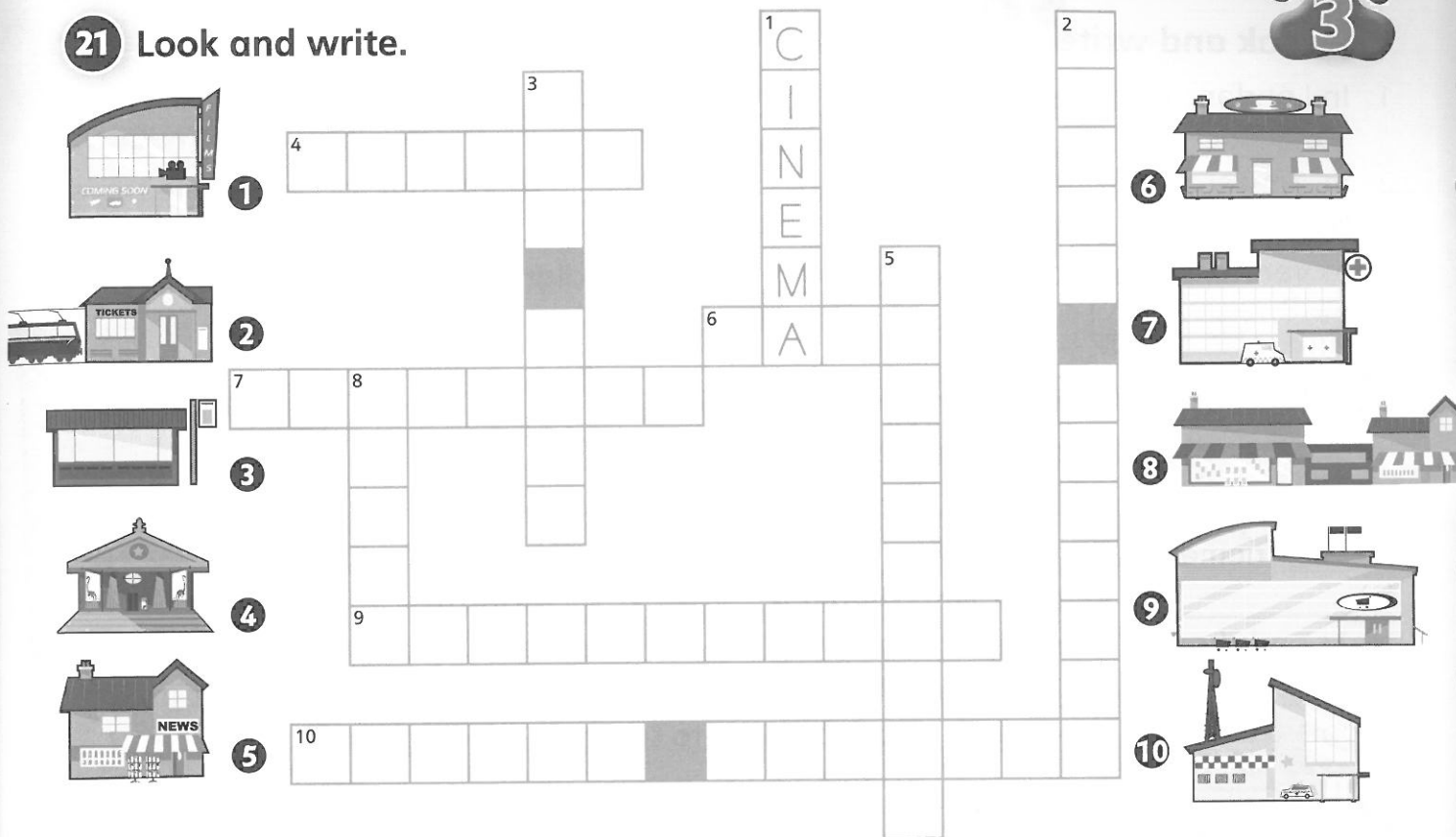
Home-School Link

20  Use technology to extend your project.

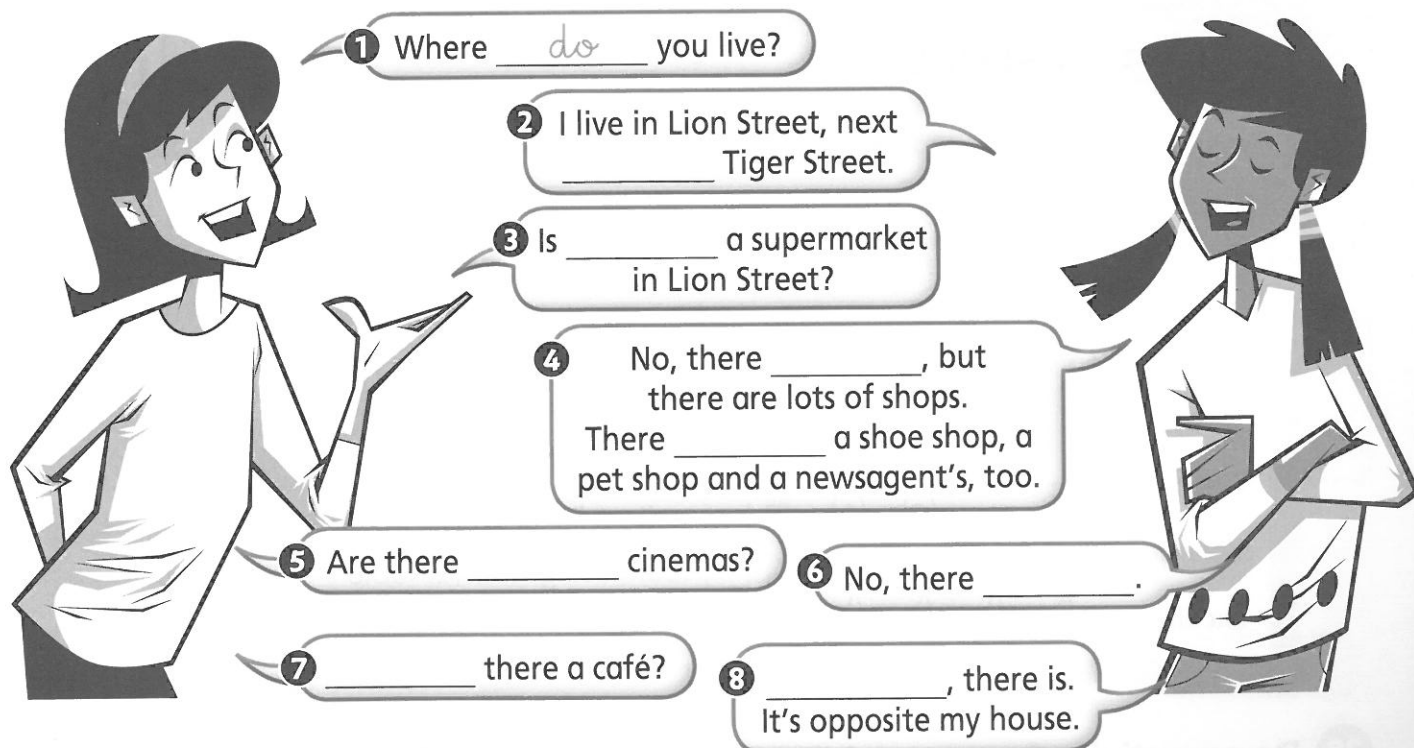
Lesson 7 Unit Review Vocabulary and Grammar



21 Look and write.



22 Read and write. Listen and check. Act out.



Lesson 8 Unit Review CLIL, Culture and Self-assessment



23 Look and write.

- 1 In London, some people travel by taxi (aitx) and the _____ (negonudrrud).
- 2 In Amsterdam, some people travel by _____ (rmat), but lots of people travel by _____ (iylbcce).
- 3 In Venice, some people travel by _____ (odlgnoa), but lots of people travel by _____ (aewtr usb).

24 Read and write. Listen and check.

place My in are a by of

- (1) My name's Scott. I live (2) _____ New York City. It's
(3) _____ fantastic city. There (4) _____ lots of
parks and shops. There are lots (5) _____ cafés and cinemas.
My favourite (6) _____ is the Guggenheim Museum. In New York, a lot of
people travel (7) _____ taxi, but I go to school by underground train.



25 Listen and say Yes or No.

26 Complete the Picture Dictionary for Unit 3.

I can name places
in towns and cities.



Yes.

Learning to
LEARN

Home-School Link

27 Complete your *Tiger Team* score card.

My Tiger Team score card

My work in Unit 3 is:

OK



Good



Very good



Excellent



My Learning Plan

I plan to:

- ☐ read Unit 3 again
- ☐ write a list of words to remember
- ☐ learn the grammar table
- ☐ do the online activities

28 Do an activity from your Learning Plan and complete your *Progress Journal* for Unit 3.

4 Jobs and Routines

Lesson 1 Vocabulary

1 Find, circle and write.



1 farmer



3 _____



5 _____

i	o	s	h	o	p	a	s	s	i	s	t	a	n	t
g	c	n	x	g	o	p	h	p	u	m	i	u	l	p
f	v	l	t	w	l	v	o	w	f	o	n	h	d	j
i	n	p	b	t	i	z	a	e	h	a	j	u	w	g
r	e	o	f	a	c	q	d	b	m	b	r	f	g	j
e	b	p	d	x	e	a	c	d	z	i	t	m	o	k
f	a	s	h	i	o	n	d	e	s	i	g	n	e	r
i	v	t	b	d	f	y	e	s	h	e	k	r	m	r
g	w	a	m	r	f	d	b	i	t	d	t	y	j	s
h	q	r	o	i	i	s	n	g	s	l	f	i	l	h
t	y	n	s	v	c	t	v	n	u	r	s	e	w	p
e	x	z	q	e	e	a	x	e	l	f	g	r	j	k
r	c	e	a	r	r	s	p	r	u	q	k	v	e	t



2 _____



4 _____



6 _____



7 _____



8 _____



9 _____



10 _____

2 Look. Write the first letter and find the sentence.

3 Look and write.



1 He works in a
museum.



2 _____



3 She _____



4 _____



Lesson 2 An animal story

A Visitor at School

4 Write and match.

1 What does Lulu do? Can you guess?

2 Put the _____ away, Donna.

3 Let's go into the _____ and find out.

4 I think this is very _____. I love dogs.



5 Order and write. Listen and check.

1 Lulu / design / doesn't / clothes
Lulu doesn't design clothes.

2 a / designer / isn't / She / fashion

3 doctor / She / a / isn't / or / nurse / a

4 doesn't / hospital / She / in / a / work

5 doesn't / a / wear / She / uniform

6 a / officer / police / isn't / She

7 is / guide / Lulu / a / dog

8 Julie / She / helps / in / different / many / ways



Home-School Link

6 Read and reflect. Write.



1 I think it _____ (is / isn't) very important to find out about different jobs.

2 I think the story is _____ (sweet / interesting / funny / ...).

3 My favourite moment in the story is _____.

4 I think guide dogs are _____.

7 Write six words from the story. Tell your family what they mean.

1 _____ 2 _____ 3 _____

4 _____ 5 _____ 6 _____

Lesson 3 Grammar and Writing

Grrr... is for Grammar!



8 Read and write. Learn.

He (1) works on a farm.

He (2) _____ work in a hospital.

(3) _____ he work with animals?

Yes, he (4) _____. (5) _____, he doesn't.




Tiger Tips

Remember!

- He / She works ...
- He / She doesn't work ...

9 Look and write. Listen and check.



- 1 Does he work on a farm? Yes, he does.
- 2 _____ he wear a uniform? _____
- 3 _____ he work with animals? _____
- 4 _____ he a farmer? _____

- 5 _____ she work in a school? _____
- 6 _____ she wear special clothes? _____
- 7 _____ she work with computers? _____
- 8 _____ she a firefighter? _____



10 Circle the different job. Write.

astronaut firefighter
taxi driver

- 1 I think 'taxi driver' is different.
A taxi driver doesn't wear special clothes.

vet police officer
farmer

- 2 I think _____ is different.
A _____

police officer teacher
taxi driver

- 3 I think _____ is different.
A _____

nurse web designer
fashion designer

- 4 I think _____ is different.
A _____

Lesson 4 Grammar, Listening and Writing

11 Remember, write and say.



12 Read and match. Listen and check.

- | | |
|-----------------------|-------------------|
| 1 He wears ... | got a dog. |
| 2 He drives ... | a police station. |
| 3 He works ... | police officer. |
| 4 He doesn't work ... | a police car. |
| 5 He works in ... | in a shop. |
| 6 He has ... | a uniform. |
| 7 He's a ... | with people. |



Home-School Link

13 Look, read and write.

Does she work inside?
What's her job?
Does she work with animals?
Does she wear a uniform?



- | | |
|--------------------------------------|---|
| 1 <u>Does she work with animals?</u> | No, she doesn't. |
| 2 _____ | No, she doesn't. But she wears special clothes. |
| 3 _____ | Yes, she does. But she works outside, too. |
| 4 _____ | She's a pop star. |

14 Practise the dialogue at home with your family.

Lesson 5 Reading, Writing and Grammar



Social Science

15 Look and write.



1 This is Rex. He's a guide dog.



2 This is Sandy. She's a _____.



3 This is Todd. He's a _____.

16 Read and write.

farmer harness pavements nose team whistles

- 1 A mountain rescue dog uses its nose to find people in the mountains.
- 2 A mountain rescue dog works with a _____ of rescue workers.
- 3 A guide dog guides its owner along the _____ and stops at roads.
- 4 A guide dog wears a _____.
- 5 A sheepdog works with a sheep _____.
- 6 A sheepdog understands the farmer when he _____.

17 Read and circle.

Max is a hearing dog. His owner, Sylvia, is deaf. She cannot hear. Max tells Sylvia when a telephone or an alarm clock rings. Max tells her when someone says her name. In the street, Max tells Sylvia when he hears a siren. Max puts his paw on his owner's leg to communicate.



- | | | |
|--|------|-------|
| 1 Max is a guide dog. | True | False |
| 2 Sylvia cannot hear. | True | False |
| 3 Max works with his ears. | True | False |
| 4 Max guides Sylvia along the pavement. | True | False |
| 5 Max makes a noise to communicate with Sylvia. | True | False |
| 6 Max puts his paw on Sylvia's leg to communicate. | True | False |

18 Write sentences about working dogs.

Lesson 6 Listening, Reading and Writing

19 Read. Listen and tick (✓).



Ben

- 1 Ben's aunt works in a shop. ☐
- 2 She wears a uniform. ☐
- 3 She doesn't wear a uniform. ☐
- 4 She works in a hospital. ☐
- 5 She drives a bus. ☐
- 6 She works with animals. ☐



Ben's aunt

- 7 She works in a zoo. ☐
- 8 She works on a farm. ☐

20 Read. Listen and find the differences. Say stop.

My notes:

- the person's name – my sister, Mr Thomas
- what his / her job is – bus driver (sister), shop assistant (Mr T.)
- where he / she works – bus station (sister), sweet shop (Mr T.)
- what he / she wears – uniform (sister), no uniform (Mr T.)
- what he / she does – drives a bus (sister), helps people in the shop (Mr T.)

Remember!

- My brother is a policeman. ✓
- My brother is policeman. ✗

My sister



Mr Thomas



People who work in my town:

My sister is a bus driver. She works at the bus station in the town centre. She wears a uniform. She drives a big blue bus. She works from nine to five, from Monday to Friday. She doesn't work at the weekend. She's very good at her job. Mr Thomas is a shop assistant. He works in a sweet shop in my street. He doesn't wear a uniform. He helps people in the shop. He works from Monday to Saturday. He's a nice man and he's very good at his job.

by Emma



Now write your notes and project in your notebook.



Home-School Link



21 Use technology to extend your project.

Lesson 7 Unit Review Vocabulary and Grammar



22 Look and write the letters. Match.

1	2	3	4	5	6	7	8	9	10	11	12	13	14	15	16	17	18	19	20	21	22	23	24	25	26
a	b	c	d	e	f	g	h	i	j	k	l	m	n	o	p	q	r	s	t	u	v	w	x	y	z

1 14 - 21 - 18 - 19 - 5

n w r y e



2 16 - 15 - 12 - 9 - 3 - 5 15 - 6 - 6 - 9 - 3 - 5 - 18



3 16 - 15 - 16 19 - 20 - 1 - 18



4 6 - 1 - 19 - 8 - 9 - 15 - 14 4 - 5 - 19 - 9 - 7 - 14 - 5 - 18



5 22 - 5 - 20



6 19 - 8 - 15 - 16 1 - 19 - 19 - 9 - 19 - 20 - 1 - 14 - 20



7 6 - 1 - 18 - 13 - 5 - 18



8 6 - 9 - 18 - 5 - 6 - 9 - 7 - 8 - 20 - 5 - 18



9 20 - 1 - 24 - 9 4 - 18 - 9 - 22 - 5 - 18



10 23 - 5 - 2 4 - 5 - 19 - 9 - 7 - 14 - 5 - 18



23 Read and circle. Listen and check. Act out.

1 Does your uncle **work** / **works** in a shop?

2 No, he doesn't. He **work** / **works** in a police station.

3 Is / Does he a police officer?

4 No, he **isn't** / **is**.

5 Does he **wear** / **wears** a uniform?

6 No, he doesn't, but he **wears** / **wear** a special hat.

7 Does he / she **work** in the canteen?

8 Yes / No, he does. He's a cook.



Lesson 8 Unit Review CLIL, Culture and Self-assessment



24 Read and write.

- 1 This animal helps a blind person.
- 2 This animal uses its nose to find people in the mountains.
- 3 This person cleans the classrooms and corridors at school.
- 4 This person prepares lunch for the pupils in a school.
- 5 This animal helps a sheep farmer.
- 6 This person looks after the school building.

a guide dog

25 Read and write. Listen and check.

Someone who works in my town

My grandfather is (1) a caretaker. (2) _____ works in a school in the town centre. He doesn't (3) _____ a uniform. He looks after the school building. He repairs chairs and tables, too. He works from nine to five, from Monday to (4) _____. He (5) _____ work at the weekend. He's very good at (6) _____ job. I (7) _____ want to be a caretaker. I want to be (8) _____ teacher or a doctor.



26 Listen and say Yes or No.

27 Complete the Picture Dictionary for Unit 4.

I can name jobs.



Yes.

Learning to
LEARN

Home-School Link

28 Complete your *Tiger Team* score card.

My Tiger Team score card

My work in Unit 4 is:

OK



Good



Very good



Excellent



My Learning Plan

I plan to:

- ☐ read Unit 4 again
- ☐ write a list of words to remember
- ☐ learn the grammar table
- ☐ do the online activities

29 Do an activity from your Learning Plan and complete your *Progress Journal* for Unit 4.

5 Things We Like Doing

Lesson 1 Vocabulary

1 Look and write.



1 reading
comics



2 _____



3 _____



4 _____



5 _____



6 _____



7 _____



8 _____



9 _____



10 _____

2 Look. Write the first letter and find the sentence.

8

3

90


3 Look and write.



1 His favourite activity is
reading comics.



2 Her favourite activity is



3 _____



4 _____



Lesson 2 A true story



A Great Invention

4 Write and match.

1

Do you like my new
mirror?

2

This violin is _____.
I want people to hear it.

3

Shoes with _____.
What a silly invention!

4

I don't like dancing, but I like
_____ people enter the room.



5 Read and write true sentences. Listen and check.

- 1 Joseph Merlin is a pop star.
- 2 He likes collecting stickers.
- 3 He doesn't like inventing things.
- 4 He likes making clothes.
- 5 He wants people to hear his piano.
- 6 He receives an invitation to a picnic.
- 7 He wears ice skates to the dance.
- 8 He breaks Mrs Comely's picture.

Joseph Merlin is an inventor.



Home-School Link

6



Read and reflect. Write.



- 1 I _____ (don't like / like / love) rollerskating.
- 2 I think it is a _____ (bad / silly / good / great) idea to rollerskate and play the violin together.
- 3 I think the story is _____.
- 4 My favourite moment in the story is _____.

7 Write six words from the story. Tell your family what they mean.

- 1 _____ 2 _____ 3 _____
- 4 _____ 5 _____ 6 _____

8 Read and write. Learn.

I (1) like rollerskating.

I (2) _____ like painting pictures.

(3) _____ you like reading comics? Yes, I do. No, I (4) _____.

He likes dancing. He doesn't (5) _____ shopping.

She (6) _____ shopping. She (7) _____ like dancing.



Tiger Tips Remember!

- I like ...
- He / She likes ...
- I don't like ...
- He / She doesn't like ...

9 Look, read and write. Listen and check.



1 Do you like reading comics, Oliver?

Yes, I do.

2 Do you like dancing? _____

3 Do you like taking photos?
_____ I love taking photos.

4 Do you like painting pictures?

5 Do you like rollerskating?

6 Do you like shopping? _____

10 Look and write.

1			
2			
3			
4			

1 Nasim likes taking photos.
He doesn't like dancing.
He loves collecting stickers.

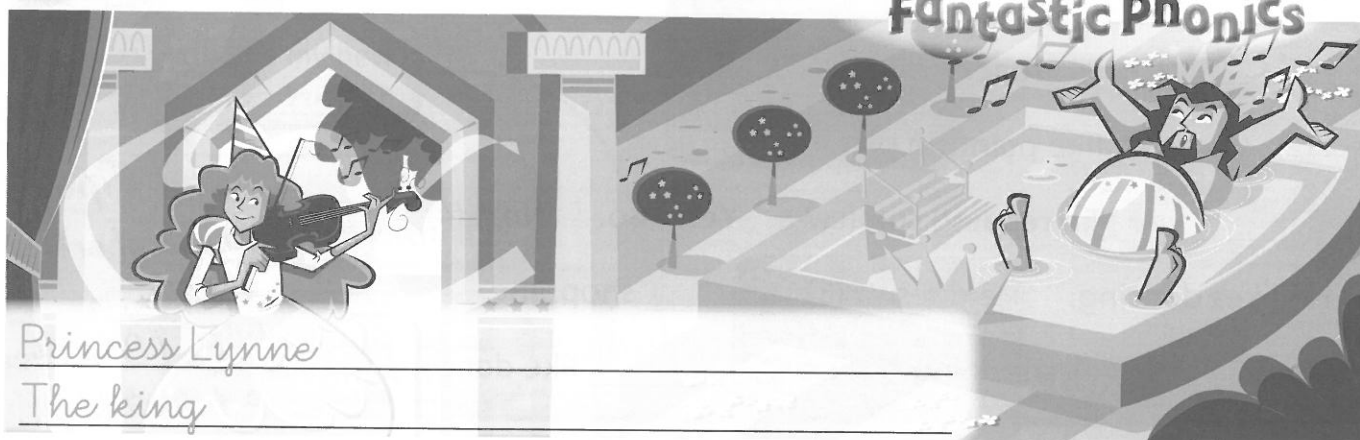
2 _____

3 _____

4 _____

5 Lesson 4 Grammar, Listening and Writing

11 Remember, write and say.



Princess Lynne

The king

12 Remember the *What do you like doing?* song. Read and write.



Listen and check.

What do you like doing at the weekends?

What friends?

I photos.

We pictures.

I tennis, too.

We comics, too.


She dancing.

They computer.

He shopping.

How you?

How you?



Home-School Link

13 Practise the song at home with your family.



14 Order and write. Look, read and circle.

eW kile oging ot

We

het nemica yinglap

sinten dna lotinglrersak

ta het denkwees

True / False



Lesson 5 Reading, Writing and Grammar


15 Read and write.

scientists paintings machines inventions
sculptures artists drawings inventors


In science museums, you can find out about ...	In art galleries, you can find out about ...
<u>scientists</u>	

16 Read, write and match.

- This bicycle, from 1870, is in the Science Museum in London. It hasn't got _____ or tyres.
- This painting is in the National _____ in London. It's called _____ *in a Tropical Storm*.
- You can play Rock, _____, *scissors* with this robot in the Science _____ in London.



17 Order and write.



Museums

18 Read and choose. Colour.

- I like going to art galleries. I like going to art galleries and science museums.
- I like going to science museums. I don't like going to science museums or art galleries.

Lesson 6 Listening, Reading and Writing

19 Read, think and match.  Listen and check.



- | | |
|-------------|---|
| 1 Nasim ... | doesn't like going to museums. |
| 2 Ellie ... | likes going to science museums. |
| 3 Clare ... | likes going to art and science museums. |
| 4 Ben ... | likes going art museums. |

20 Read.  Listen and find the differences. Say stop.

My notes:

- what I like doing at the weekends – football, tennis
- what I don't like doing – rollerskating
- what my favourite activity is – going to museums

Remember!

- I like swimming.
- I like rollerskating, too.




What I like doing at the weekends:

My name is David. At the weekends, I like playing football with my friends. I like playing tennis, too. I don't like rollerskating! My favourite activity is going to museums. There's a fantastic science museum in Valencia. There are lots of interesting things to see and it's really cool.
by David

 Now write your notes and project in your notebook.

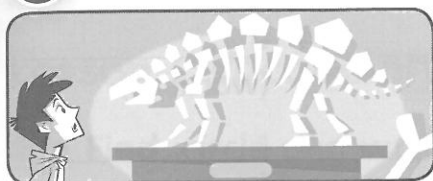
 Home-School Link

21  Use technology to extend your project.

Lesson 7 Unit Review Vocabulary and Grammar



22 Look and write.



1 going to museums



2 _____



3 _____



4 _____



5 _____



6 _____



7 _____



8 _____



9 _____



10 _____

23 Read and circle. Listen and check. Act out.



1 What do you like / likes doing at the weekends?

2 I like watching / watch films with my friends.

3 Do / Does you like playing tennis or football?

4 No, I don't / do. I don't like sport.

5 What about your brother?
Does she / he like sport?

6 He loves / love playing football.
It's his favourite activity.

7 Does / Do he like sending text messages?

8 No / Yes, he doesn't.






Lesson 8 Unit Review CLIL, Culture and Self-assessment



24 → Go to Pupil's Book page 42. Order and write.

- | | | | |
|-----------------------------|--------------------------|--------------------------|------------------------|
| 1 <u>artist</u>
(trista) | 2 s _____
(pultscure) | 3 p _____
(gapintin) | 4 d _____
(warding) |
| 5 s _____
(tinicests) | 6 i _____
(tenorvin) | 7 i _____
(ventionin) | 8 r _____
(torbo) |

25 Look, read and write.  Listen and check.



What I like (1) doing at the weekends

I like rollerskating and (2) _____ tennis. I (3) _____ like
(4) _____ stickers. My favourite activity (5) _____ watching
films. I love watching films at the cinema or on DVD.
(6) _____ Ellie

26  Listen and say Yes or No.

27 Complete the Picture Dictionary for Unit 5.



Home-School Link

28 Complete your *Tiger Team* score card.

Learning to
LEARN

My Tiger Team score card

My work in Unit 5 is:

OK



Good



Very good



Excellent



My Learning Plan

I plan to:

- ☐ read Unit 5 again
- ☐ write a list of words to remember
- ☐ learn the grammar table
- ☐ do the online activities

29 Do an activity from your Learning Plan and complete your *Progress Journal* for Unit 5.

6

In the Countryside

Lesson 1 Vocabulary

1 Find, circle and write.




1 river



3 _____



5 _____



7 _____


e	f	i	x	r	i	s	f	r	c	r
m	o	u	n	t	a	i	n	a	t	a
b	r	i	d	g	e	g	u	m	r	x
l	e	w	l	v	o	n	f	o	r	m
p	s	k	m	z	a	p	h	g	i	c
o	t	p	o	q	d	o	m	a	v	u
p	a	c	a	m	p	s	i	t	e	z
f	h	d	t	t	d	t	s	e	r	l
t	l	a	k	e	h	s	h	e	k	o



2 _____



4 _____



6 _____



10 _____




8 _____



9 _____

2 Look. Write the first letter and find the sentence.



3 Read, write and match.

1 I like being in the mountains (nomaintus).

2 We love sitting next to _____ (versir).

3 I like standing on _____ (digrebs).

4 I like looking at the trees in the _____ (trefos).





Lesson 2 An adventure story

4 Read and match. Listen and check.

- 1 Some children are staying ...
- 2 They go into the forest ...
- 3 They see ...
- 4 Mr Taylor falls and ...
- 5 The children go back ...
- 6 The rescue services ...
- 7 Mr Taylor is lying next ...
- 8 The next day, Mr Taylor's ...

- breaks his leg.
a badger.
help Mr Taylor.
on a campsite.
to a ghost orchid.
photo is in the newspaper.
to the campsite for help.
with their teacher, Mr Taylor.

A Discovery in the Forest




5 Read, write and draw.

1 Go to the end of this path (thap). Turn left.

2 Go round the _____ (kale).

3 Turn left at the _____ (inotsgps).

4 That's the way to the _____ (castimpe).



Home-School Link

6 Read and reflect. Write.



- 1 I think forests are _____ (interesting / scary) places.
- 2 I think it is _____ (good / bad) to pick wild flowers in the countryside.
- 3 My favourite moment in the story is _____.
- 4 I think the story is _____.

7 Write six words from the story. Tell your family what they mean.

- | | | |
|---------|---------|---------|
| 1 _____ | 2 _____ | 3 _____ |
| 4 _____ | 5 _____ | 6 _____ |

Lesson 3 Grammar and Writing

Grrr... is for Grammar!

6

8 Read and write. Learn.

Turn left (1) at the bridge.

(2) _____ turn right.

Go to the (3) _____ of the path.

Do I go straight (4) _____?

(5) _____ we go over the bridge?

Tiger Tips

Remember!

- Turn left.
- Don't turn right.

9 Order and write. Listen and check.



1 right / Turn / tree / at / the
Turn right at the tree.



2 to / the / go / end / of /
path / the / ? / I / Do



3 turn / Don't / right



4 go / on / straight / we /
Do / ?



5 over / Go / the / bridge



6 bridge / Don't / under /
go / the



7 Go / lake / the / round




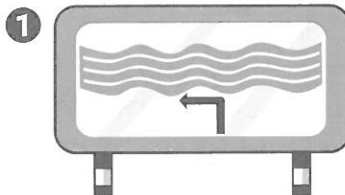
10 Look and write.

1 Turn left at the river.

2 _____

3 _____

4 _____



6 Lesson 4 Grammar, Listening and Writing

11 Remember, write and say.



12 Remember *The way to the campsite* song. Read and write.

CD3 20 Listen and check.

Excuse me. We're _____
And it's a very dark _____.
Do you _____ the way to the campsite?
Go _____ on.
Go to the _____ of the path.
Don't go over the _____.
Go _____ the farm.
Turn left _____ the river.
And then turn _____.
That's the _____ to the campsite.
Yes, that's the way to the _____.




Home-School Link

13 Practise the song at home with your family.



14 Look, read and write. CD3 22 Listen and check. Order.

- That's the way to the farm. ☐
- Go round the _____. ☐
- Go straight on and turn right at the _____. ☐
- Yes, I can. Go to the end of this _____ and turn right. ☐
- Excuse me, can you tell me the way to the _____? ☐ 1
- Go over the _____ and then turn left. Don't turn right. ☐



Lesson 5 Reading, Writing and Grammar



Natural Science

15 Read and write.

A squirrel A mushroom Mistletoe
A woodpecker A beetle

insect plant mammal
bird fungus

1 *A squirrel is a mammal.*

2 _____

3 _____

4 _____

5 _____

16 Read and write true sentences.

1 Mistletoe grows on tree leaves.

*Mistletoe grows on tree
branches.*

2 Beetles lay their eggs in tall trees.

4 Squirrels live in houses in trees.

5 Woodpeckers eat mushrooms.

3 All mushrooms grow on tree trunks.


17 Order and write.

S E E T R C P N D A R P E O T T C S S O E T R F

R e s p e c t _ _ _ _ _

O T N ' D U C T W D N O E E T S R

_ _ _ _ _



18



Write sentences about what you prefer.



*I like walking in the forest, but
I prefer walking in the mountains.*



Lesson 6 Listening, Reading and Writing

19 Listen and match.

1



Billy

2



Tessa

3



Kate

4



Dan

a

Come to the beach this summer. Don't forget your sun cream.




b

Come to the campsite this summer. There's lots of wildlife to see.



c

Come to London by bus this summer. Remember to bring your camera.



d

Relax on one of England's canals.



20 Read. Listen and find the differences. Say stop.

My notes:

- where I want to go – Brighton, UK
- what's there and what I like doing there – the beach, shops, cafés, friends, campsite; swimming

Remember!

- There's a café. =
There is a café.

My ideal holiday destination:

I want to go to Brighton for the summer holiday.

Brighton is a city by the sea. It's 45 minutes from London by train. There are lots of shops and cafés in Brighton. There's a beach. We like swimming in the sea. The water is cold, but it's a lot of fun. We stay in a tent at a campsite. I've got friends there.

by Annabel



Now write your notes and project in your notebook.



Home-School Link


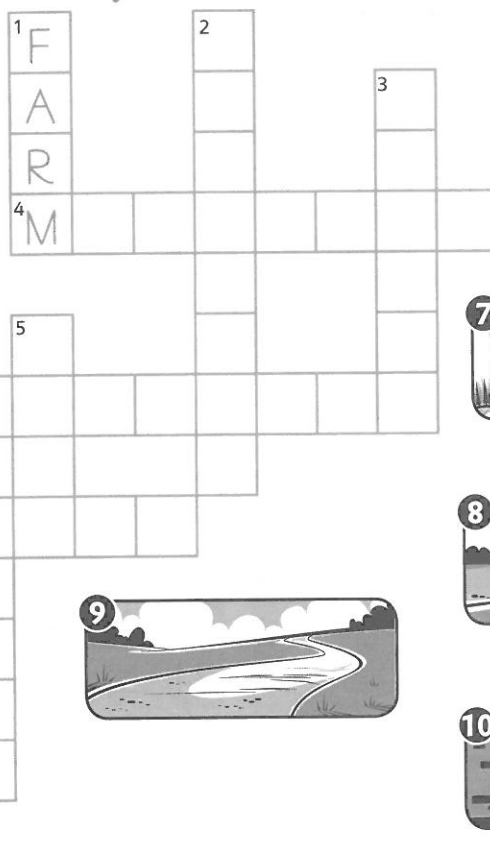
21



Use technology to extend your project.

Lesson 7 Unit Review Vocabulary and Grammar

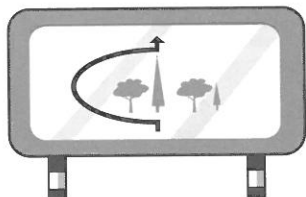
22 Look and write.



23 Look, write and match.



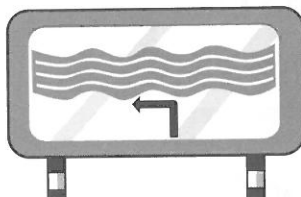
a



b



c



d

1 Don't turn right.

2 _____ left at the river.

3 Don't go over the _____.

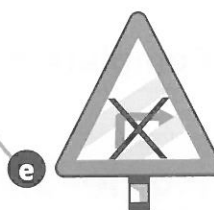
4 Go straight _____.

5 Go _____ the bridge.

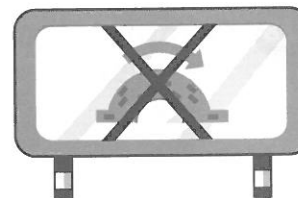
6 Go _____ the end of the path.

7 Go _____ the forest.


8 Turn right _____ the tree.



e



f



g


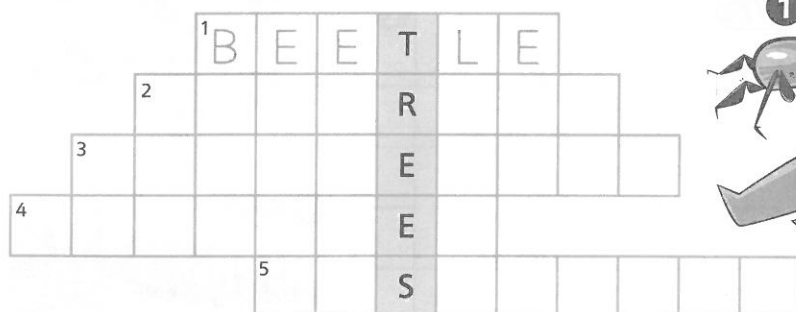


h

Lesson 8 Unit Review CLIL, Culture and Self-assessment



24 Look and write.



25 Read and write.  Listen and check.

In the UK ...

School finishes at the beginning of (1) July (luJy).

The summer holiday is (2) 8 weeks (xis)

weeks long. Many children go to the (3) beach

(cheab) or to a (4) city (pitescam). Some children stay with their

(5) parents (parentsdrang). Some children go to other (6) countries

(ountcrites) with their family. Everyone's holiday is (7) different (ferifdent).



26  Listen and say Yes or No.

27 Complete the Picture Dictionary for Unit 6.

I can name things you see in the countryside.



Yes.



Learning to LEARN

Home-School Link

28 Complete your *Tiger Team* score card.

My Tiger Team score card

My work in Unit 6 is:

OK



Good



Very good



Excellent



My Learning Plan

I plan to:

- ☐ read Unit 6 again
- ☐ write a list of words to remember
- ☐ learn the grammar table
- ☐ do the online activities

29 Do an activity from your Learning Plan and complete your *Progress Journal* for Unit 6.



Tiger Street Club Review

Lesson 1 Vocabulary

1 Find, circle and write.

WIGS DIRECTOR MAKE-UP ARTIST CAMERA MAN SCREENPLAY

ACTRESS CLAPPERBOARD CAMERA WRITER SPECIAL EFFECTS



1 _____



2 _____




3 _____



4 _____




5 _____



6 _____



7 _____



8 wigs




9 _____



10 _____

2 Look. Write the first letter and find the sentence.



3 Read and write answers for you. Ask a friend.

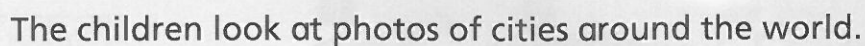


1 Do you like watching films?

2 Can you spell

3 Have you got a camera?

4 Do you want to be an actor?



Sara calls the fire brigade.

The next day, Phileas and his flying machine are famous.

Sara flies around the world with Phileas.

The fire brigade rescue Mr Jones, the caretaker, and they put out the fire.

They see a photo of
a fire at their school.

The other children laugh at him.

Phileas is making a flying machine.

5  **Go to Pupil's Book page 10**

1 Has Phileas got blue hair?

No, he hasn't. He's got red hair.

2 Sara hate flying?

3 there twenty seats in the flying machine?

4 the flying machine fly around the world in seventy seconds?

5 Mr Jones a teacher?



1 I _____ (want / don't want) to travel around the world.

2 I think it (is / isn't) nice to laugh at people.

3 I think the screenplay is

4 I think Phileas is

7 Write six words from the story. Tell your family what they mean.

1 _____ 2 _____ 3 _____

4 _____ 5 _____ 6 _____



- 8 Make your own *Tiger Street Club* 'can do' board game. Write questions. Play with a friend.

Start here!

1

2 Can you say the
alphabet in 15 seconds?

3

4 _____

8 _____

7

6 _____

5

9


10 _____

11

12 _____

Finish

- 9 Read and write the answers to the *Tiger Street Club* quiz.



Quiz

- 1 Write three subjects children study at a performing arts school.
music,
- 2 Write three things you can borrow from a library in the UK.

- 3 Write a common type of transport in Venice.

- 4 Write four jobs that people do in your school.

- 5 Write three things you can see in an art gallery.

- 6 Write three animals that live in trees. Write two things that grow on trees.



Lesson 4 Grammar, Listening and Writing

10 Remember, match and say. Colour.

A E I O U

Fantastic Phonics

yellow ☐ blue ☐ white ☐ grey ☐ green ☐

11 Remember the *Let's make a movie* song. Find, circle and write.



Listen and check.

b	c	d	u	s	e	m	y
a	l	z	p	c	h	a	f
c	a	m	e	r	a	k	r
t	p	o	t	e	x	e	b
r	p	k	j	e	l	u	o
e	e	z	q	n	m	p	g
s	r	s	u	p	e	a	c
s	b	k	a	l	m	r	x
x	o	r	c	a	w	t	n
q	a	f	t	y	i	i	p
g	r	m	o	p	g	s	w
v	d	f	r	a	s	t	i
d	i	r	e	c	t	o	r

I've got a screenplay.

You've got a _____.

I know an _____.

You know an _____.

Let's make a movie.

A fun, fantastic, groovy movie

With lots of special effects!

I've got a _____.

You've got _____.


We know a _____.

And a _____.

Let's make a movie.

A fun, fantastic, groovy movie

With lots of special effects!



Home-School Link

12 Practise the song at home with your family.



13 Order and write.



1 playground / We've / with / got /
grammar / Greg / in / the

We've



2 pool / The / likes / in / his / singing /
pink / swimming / king

Lesson 5 Reading, Writing and Grammar



14 → Go to Pupil's Book page 58. Look, read and write.



1 What's his job?

He's a director.

He directs the actors and the _____.



2 What's his job?

He's

He writes the _____.



3 What's her job?

_____ and make-up.



4 What's his job?

He _____ the film.

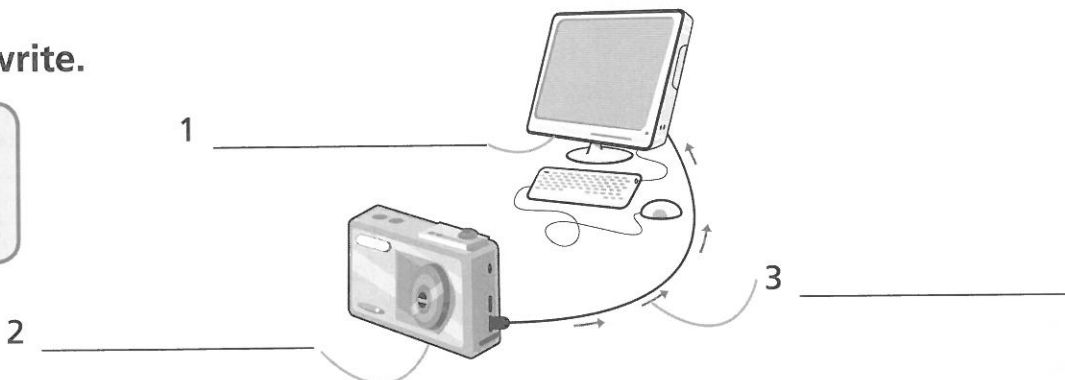


5 What's her job?

She _____ in the film.

15 Look and write.

download
digital camera
computer



16



Read and write answers for you. Ask a friend.



Have you got an idea for a simple screenplay?

Yes, I have.



1 Do you like films?

2 Have you got an idea for a simple screenplay?

3 Can you use a digital camera and a computer?

Lesson 6 Listening, Reading and Writing

17 Listen and circle.



Tell me about *Tiger Team 4*.

- | | | | |
|-----------------------|-------|-------------|-----------|
| 1 grammar activities: | good | very good | great |
| 2 stories: | great | enjoyable | nice |
| 3 songs: | cool | excellent | fantastic |
| 4 DVD: | good | interesting | brilliant |
| 5 Fantastic Phonics: | funny | amazing | memorable |

18 Read. Listen and find the differences. Say stop.

My notes:

- Am I happy with my progress in English? – yes, very happy
- What is my favourite *Tiger Team 4* story / song? – Unit 6 song, Unit 3 story
- What do I find difficult / easy in English? – difficult: speaking activities, easy: listening activities, reading activities, writing activities

Remember!

- Use capital letters in story titles.
- The Piper of Hamelin*

My English report:

I'm very happy with my progress in English. I like *Tiger Team 4*. It's enjoyable and interesting. My favourite story is *The Piper of Hamelin* in Unit 3 and my favourite song is *The way to the campsite* in Unit 6. The things I find difficult are the speaking activities. The things I find easy are the listening, reading and writing activities. I like learning English. It's my favourite subject.

by Scott



Now write your notes and project in your notebook.



Home-School Link

19 Use technology to extend your project.

Lesson 7 Unit Review Vocabulary and Grammar



20 Look and write.



1 S P E C I A L E F F E C T S

2

I

3

L

4

M

A N D

5

C

6

I

7

N

8

E

9

M

10

A



10



21 Read and write.

Around the World in Eighty Minutes

A boy called Phileas likes inventing things. The other children think Phileas is strange. They laugh at him. One day, Phileas invents a flying _____. It can fly around the world in eighty _____. Sara flies with Phileas.

The other children look at photos from the digital _____. They see photos of London, Venice and many other cities, _____ and villages around the _____.

The children see a photo of their school. It's on _____. Mr Jones, the _____, is painting the corridors. Sara calls the fire _____. They rescue Mr Jones and put out the fire.

The next day, Phileas and his flying machine are on the cover of every _____. And now, the other children think Phileas is _____.



Lesson 8 Unit Review CLIL, Culture and Self-assessment



22 → Go to Pupil's Book page 58. Order, write and match.

1 The / the / writer / screenplay / writes

The writer writes the screenplay.

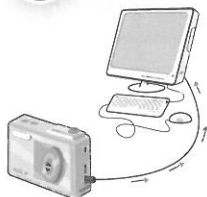
2 actors / director / The / directs the / and / the / cameraman

3 actors / act / The / in / film / the

4 film / The / shoots / cameraman / the



23 Look, read and write.



You can shoot a home movie with a digital (1) _____ (aeacmr).

You can (2) _____ (oonddalw) your movie onto your

(3) _____ (optrcmue).

24 Complete the Picture Dictionary for Unit 7.

25  Listen and say Yes or No.

I can name things related to making movies.



Yes.



Learning to
LEARN

 **Home-School Link**

26 Complete your *Tiger Team* score card.

My Tiger Team score card

My work in Unit 7 is:

OK



Good



Very good



Excellent



My Learning Plan

I plan to:

- ☐ read Unit 7 again
- ☐ write a list of words to remember
- ☐ look at all my work in *Tiger Team 4*
- ☐ practise English in the holidays

27 Do an activity from your Learning Plan and complete your *Progress Journal* for Unit 7.



REFERENCE AND REINFORCEMENT

Verb List

page 62

Picture Dictionary

page 63

Grammar Reference Bank

page 67

Vocabulary and Grammar Reinforcement

page 74

Cut-out Cards

page 89

Verb List

Translate these verbs into your language.


to borrow	_____	to prefer	_____
to break	_____	to prepare	_____
to clean	_____	to promise	_____
to collect stickers	_____	to put	_____
to dance	_____	to read comics	_____
to describe	_____	to remember	_____
to design	_____	to repair	_____
to download	_____	to rescue	_____
to drive	_____	to return	_____
to fall	_____	to rollerskate	_____
to find	_____	to say	_____
to find out	_____	to shop	_____
to finish	_____	to sit	_____
to fly	_____	to stand	_____
to forget	_____	to stay	_____
to give	_____	to study	_____
to go back	_____	to take	_____
to go to museums	_____	to take photos	_____
to guide	_____	to talk about	_____
to hear	_____	to talk to friends	_____
to help	_____	to teach	_____
to imagine	_____	to tell	_____
to invent	_____	to touch	_____
to keep a promise	_____	to travel	_____
to laugh at	_____	to turn left / right	_____
to learn	_____	to understand	_____
to like	_____	to use the computer	_____
to listen	_____	to visit	_____
to live	_____	to walk	_____
to look after	_____	to want	_____
to look at	_____	to watch films	_____
to make a movie	_____	to wear	_____
to paint pictures	_____	to work	_____
to play the recorder	_____	to write stories	_____

Picture Dictionary

Starter Unit

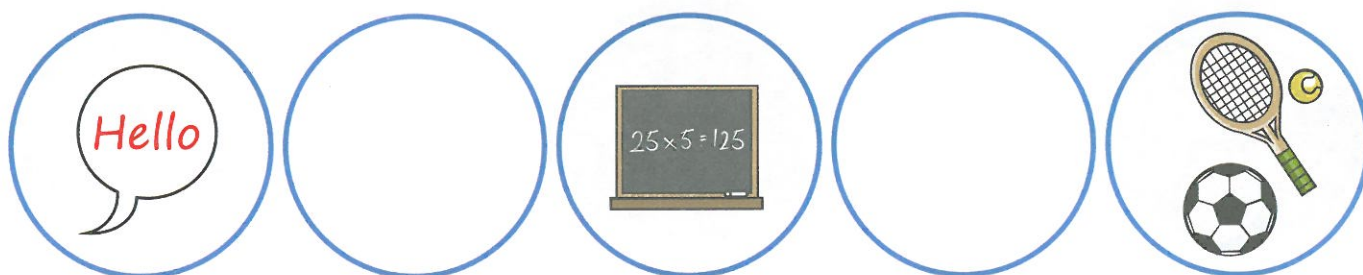


	twenty		forty	
--	--------	--	-------	--

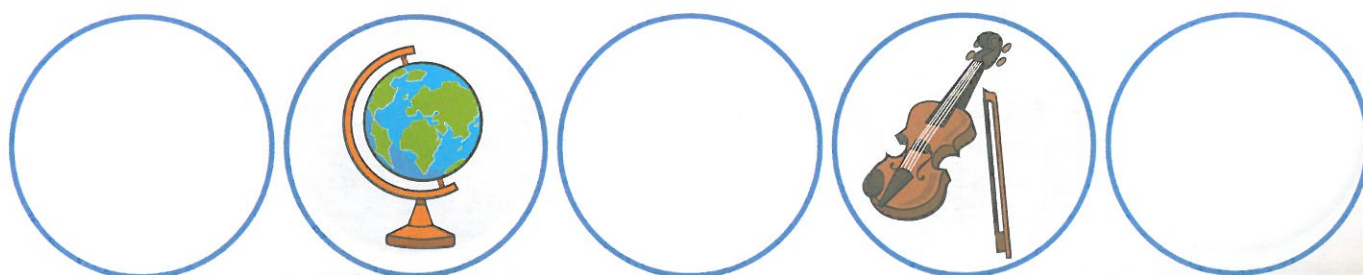


sixty		eighty		a hundred
-------	--	--------	--	-----------

Unit 1





	science		art and design	
--	---------	--	----------------	--




ICT		history		drama
-----	--	---------	--	-------

Picture Dictionary




Unit 2



straight hair



fair hair



glasses




short hair



ponytail




Unit 3



train station




police station



supermarket





bus stop






shops

Unit 4



police officer

firefighter





taxi driver

pop star




web designer

Unit 5



collecting
stickers

talking to
friends





painting
pictures

using the
computer

shopping




Picture Dictionary

Unit 6



river

forest





bridge

signpost



campsite

Unit 7



director

screenplay



camera

wigs

special effects

Grammar Reference Bank

Unit 1 Have got to talk about your school timetable

Grammar presentation

- After I, you, we and they, we use **have**.
- After he and she, we use **has**.
- We put **Have** and **Has** first to make a question.
- We use **short answers** to reply to questions.

Remember!
No got in the short answer!



I		PE.
You	have got	maths.
We		art and design.
They		English.
He	has got	ICT.
She		geography.

I		geography.
You	haven't got	history.
We		music.
They		science.
He	hasn't got	drama.
She		maths.

Have	I you we they	got	history today?
Has	he she		

Yes, No,	I	have.
	you	
	we	
	they	haven't.
	he	has.
	she	hasn't.

Grammar check

1 Write sentences to mean the opposite.

- 1 She has got music today. She hasn't got music today.
- 2 They haven't got maths. _____
- 3 I have got art and design. _____
- 4 He hasn't got ICT. _____

2 Complete the questions. Write answers.

- 1 Have they got English today? No, they haven't.
- 2 _____ she got science today? No, _____.
- 3 _____ you got drama today? Yes, _____.



Grammar self-assessment

Look and colour.

I don't understand anything.

I understand a little.

I understand a lot.

I understand everything.

Grammar Reference Bank

Unit 2 *Has got to describe people*

Grammar presentation

- We use **has got** for **he** and **she**.
- We use **have got** for **I, you, we** and **they**.
- We put **Has** or **Have** first to make a question.

Remember!
No **got** in the short answer!

I	have got	fair hair.
You		straight hair.
We		long hair.
They		dark hair.
He	has got	a beard.
She		a ponytail.

I	haven't got	dark hair.
You		curly hair.
We		short hair.
They		long hair.
He	hasn't got	a moustache.
She		glasses.

Have	I	got	a beard?
	you		
	we		
	they		
Has	she		a moustache?
	he		

Yes, No,	I	have.
	you	
	we	
	they	
	he	has.
	she	
		hasn't.

Grammar check

1 Look and write *He* or *She*.

- 1 _____ hasn't got long hair. 2 _____ hasn't got glasses.
3 _____ has got glasses. 4 _____ has got a moustache.

2 Order and write. Then answer.



- 1 got / Have / they / glasses / ?
Have they got glasses?
No, they haven't.



- 2 beard / ? / Has / a / got / he



- 3 curly / she / Has / got / hair / ?



- 4 they / dark / Have / got / hair / ? / long

Grammar self-assessment

Look and colour.

I don't understand anything.

I understand a little.

I understand a lot.

I understand everything.

Unit 3 *There is / there are* to talk about buildings in a town

Grammar presentation

- For singular objects, we use **there is** + **a**.
- For plural objects, we use **there are** + **some / many / lots of**.



There's	a	café	in my street / town / city.
There isn't		park	

Is there a cinema?	Yes, there is.
	No, there isn't.

There are	some many lots of	houses shops cafés	in my street / town / city.
There aren't	any		

Are there any shops?	Yes, there are.
	No, there aren't.

Grammar check

1 Order and write. Circle **T** (True) or **F** (False).



- | | | |
|--|--|--------------|
| 1 a / cinema / in / street / the / There's | <u>There's a cinema in the street.</u> | T / F |
| 2 four / There / are / in / cafés / street / the | _____ | T / F |
| 3 any / There / museums / aren't | _____ | T / F |
| 4 stop / a / There / isn't / bus | _____ | T / F |
| 5 lots / are / There / of / houses | _____ | T / F |

2 Complete the questions. Look at Activity 1 and write the answers.

- | | |
|----------------------------------|-------------|
| 1 <u>Is</u> there a supermarket? | <u>No,</u> |
| 2 _____ there any shops? | <u>Yes,</u> |
| 3 _____ there a sweet shop? | _____ |
| 4 _____ there any museums? | _____ |
| 5 _____ there a bus stop? | _____ |

Grammar self-assessment

Look and colour.

I don't understand anything.

I understand a little.

I understand a lot.

I understand everything.

Grammar Reference Bank

Unit 4 Present simple 3rd person s to talk about what people do

Grammar presentation

- We add **s** to the verb to make affirmative sentences for **he** and **she**.
- We use **Does** to make a yes / no question.
- We use **doesn't** to make negative sentences.

Remember!
Affirmative, negative or question,
there is always an **s** somewhere.

He	works	on a farm.
She	wears	a uniform.

He	doesn't work	in a hospital.
She	doesn't drive	a car.

Does he	work	with animals?
Does she	wear	a uniform?

Yes, he does .
No, she doesn't .



Grammar check

1 Look and complete the questions. Write the answers.

- 1 Does he wear a uniform? Yes, he does.
 Does _____ drive a car? _____
 _____ he work in a hospital? _____
- 2 Does she wear a uniform _____
 Does _____ work with people? _____
 _____ she work in a library? _____



2 Look, read and circle. Act out.

1 Does he / she
work with
a computer?

2 Yes, he do / does. He
work / works with a
computer every day.

3 Does he wear /
wears
a uniform?

4 No, he does / doesn't,
but he designs / design
uniforms.

5 Is / Does he a
fashion designer?

6 Yes, he is / does.



Grammar self-assessment

Look and colour.

I don't understand anything.

I understand a little.

I understand a lot.

I understand everything.

Unit 5 *Like + ing* to talk about activities we like doing

Grammar presentation

- We add **ing** to verbs after **like**.
- We use **Do** or **Does** to make yes / no questions.

Remember!
We also add **ing** to the verb
after **prefer** and **love**.

I		playing	football.
You	(don't) like		
We		using	the computer.
They			

Do	I		
	you	like	shopping?
	we		
	they		

He	likes	rollerskating.
She	doesn't like	dancing.

Does	he		
	she	like	painting pictures?


Grammar check

1 Read and circle. Act out.

1 What **do** / **does** you like doing at the weekends?

3 **Do** / **Does** you like dancing / dance?

5 Do you like / likes rollerskating?



2 I like **talk** / **talking** to my friends.

4 No, I **don't** / **do**. I **likes** / **like** watching films on DVD.

6 No, I **don't**. I **prefer** / **prefers** ice skating.

2 Order and write.

- likes / Ellie / the / using / computer
- stickers / collecting / loves / Nasim
- pictures / Clare / like / painting / Does / ?
- to / Oliver / listening / music / likes
- Ben / like / shopping / doesn't

Ellie likes using the computer.

Grammar self-assessment

Look and colour.

I don't understand anything.

I understand a little.

I understand a lot.

I understand everything.

Grammar Reference Bank

Unit 6 Imperatives for giving instructions and directions

Grammar presentation

- We use the verb without a subject to give instructions.
- We put **Don't** in front of the verb to give a negative instruction.

Remember!
You can give instructions to one person or a lot of people, but the verb doesn't change.



Turn	left at the tree.
Go	over the bridge.
Remember	to close the gate.

Don't	turn	right at the tree.
Don't	go	round the farm.
Don't	forget	to close the gate.



Grammar check

1 Look and write.

Don't Don't turn Turn Go Go Go go right right over
straight round the the the bridge over at



1 Don't turn right.



2 _____ the bridge.



3 _____ on.

4 _____ lake.

5 _____

6 _____ tree.



2 Look, read and match.



1 Close the gate.



2 Don't cut down trees.

3 Don't drop litter.

4 Put your litter in a bin.

5 Don't pick flowers.

6 Don't light fires.



Grammar self-assessment

Look and colour.

Unit 7 *Tiger Street Club* Revision Game

1 Play the game with a friend.



2 Colour the squares of the game to show what you can do.

Green = I can do this well. Orange = I can do this. Red = I need more practice.

Vocabulary and Grammar Reinforcement

Vocabulary Unit 1

1 Look and match.



b



d



1 PE

2 music

3 geography

4 art and design

5 history

6 maths

7 science

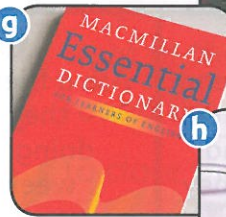
8 ICT

9 English

10 drama




g



h




i



j



2 Find, circle and write.



- 1 On Mondays, I've got art and design and s _____.
- 2 On Tuesdays, I've got I _____ and P _____.
- 3 On Wednesday, I've got m _____ and m _____.
- 4 On Thursdays, I've got d _____ and g _____.
- 5 On Fridays, I've got E _____ and h _____.

3 Look, read and circle.

- 1 It's half past seven / quarter past seven.
- 2 It's quarter to one / quarter past twelve.
- 3 It's quarter past five / quarter to five.
- 4 It's quarter past eight / half past eight.

7:15

12:45

4:45

8:15

1 Read and write the Tiger Tips. Write and learn.



We	've got	English.
	haven't got	

What have got at haven't

- 1 We've got English at quarter to ten.
- 2 We haven't _____ science at quarter past nine.
- 3 Have we got PE today? Yes, we _____.
No, we _____.
- 4 _____ have we got at quarter past two? We've got maths.



Tiger Tips
Remember!

- we got = we have got
- quarter **to** 
- quarter **past** 



2 Look, read and answer *Yes, I have* or *No, I haven't*.

Monday	Tuesday	Wednesday	Thursday	Friday
PE	science	PE	geography	maths
maths	ICT	drama	maths	science
geography	history	English	music	English



1 Have you got maths on Wednesdays?

No, I haven't.

2 Have you got science on Tuesdays?

 3 Have you got PE on Mondays?

4 Have you got drama on Thursdays?

 5 Have you got ICT on Fridays?

3 Look, read and write.

quarter to four ~~quarter past ten~~ quarter to twelve quarter past two

1 What have we got at quarter past ten?

10:15

2 At _____, we've got drama.

11:45

3 What have we got at _____?

2:15

4 At _____, we've got science.

3:45

Vocabulary Unit 2

1 Look and write.

long hair dark hair beard curly hair glasses
short hair fair hair moustache straight hair ponytail



1 long hair



2 _____



3 _____



4 _____




5 _____



6 _____



7 _____



8 _____



9 _____



10 _____

2 Read and match.

- 1 She hasn't got glasses. She's got fair hair. She's got a ponytail.
- 2 He's got short dark hair. He hasn't got a beard. He's got glasses.
- 3 He's wearing a hat. He hasn't got glasses. He's got a beard and a moustache.
- 4 She's got long fair hair. She's got glasses. She's wearing a hat.



3 Read and write.

imaginative clever poor kind strong brave lucky

- 1 The scarecrow isn't clever. The tin man hasn't got a heart, but he's very k_____.
- 2 Charlie is very p_____, but he's very l_____. He finds a gold ticket in a bar of chocolate.
- 3 Sinbad isn't scared of the animals. He's b_____ and s_____.
- 4 Alice imagines an amazing world. She's very i_____.

1 Read and write the Tiger Tips. Write and learn.

He	's got	long fair hair.
She	hasn't got	curly dark hair.
		a beard.
		a moustache.

got hasn't got Has

- 1 She's got long fair hair.
- 2 She hasn't got curly dark hair.
- 3 Has he got a beard? Yes, he has.
- 4 Has he got a moustache? No, he hasn't.



Tiger Tips

Remember!

- she has got = she has got
- No, he has not. = No, he has not.



2 Look, read and answer Yes, he / she has or No, he / she hasn't.



- 1 Has she got short hair?
No, she hasn't.



- 2 Has she got long hair?




- 3 Has he got glasses?



- 4 Has she got a ponytail?




- 5 Has he got dark hair?



- 6 Has he got a beard?

3 Look, read and circle.



- 1 He's got / He hasn't got a beard and a moustache.
- 2 He's got / He hasn't got long dark hair.
- 3 He's got / He hasn't got a ponytail.



- 4 She's got / She hasn't got a ponytail.
- 5 She's got / She hasn't got short dark hair.
- 6 She's got / She hasn't got glasses.

Vocabulary Unit 3

1 Look, order and write.



gnsnewaet's

1 newsagent's



intra tionsta

2 _____



sbu spto

3 _____



icepol tionsta

4 _____



mmueus

5 _____



marsketuper

6 _____



maecin

7 _____



taliphos

8 _____



aféc

9 _____



poshs

10 _____

2 Look, read and circle.



1 There's a hospital / cinema.

2 There's a newsagent's / café.

3 There's a train station / bus stop.


4 There's a museum / supermarket.

3 Look and match.



- 1 bicycles
- 2 the Underground
- 3 water bus
- 4 gondola
- 5 taxi
- 6 tram
- 7 plane
- 8 double-decker bus





Tiger Tips

- *There* ... = *There is*
- *There* ... + *singular*
- *There* ... + *plural*

1 Read and write the Tiger Tips. Write and learn.

There	is	a supermarket. a house.
	are	houses. shops.

Yes there Are 's- are aren't No there

- There 's a café in the street.
- There are houses in the street.
- Is a supermarket?
- there is., there is. there isn't.
- there are? there any shops?
- Yes, are.
No, there .

2 Look, read and answer Yes, there is or No, there isn't.



- 1 Is there a café in our town?

Yes, there is.



- 2 Is there a hospital in our town?




- 3 Is there a cinema in our town?



- 4 Is there a bus stop in our town?



- 5 Is there a newsagent's in our town?



- 6 Is there a train station in our town?

3 Read and match.

- 1 Is there a supermarket in your town?

- 2 Are there any shops?

- 3 Are there any cinemas in your town?

- 4 Is there a museum?

- a Yes, there are. There's a sweet shop and a pet shop.


- b Yes, there is. The museum is opposite the bus stop.

- c No, there aren't.

- d No, there isn't.

Vocabulary Unit 4

1 Look and match.




- 1 vet
- 2 police officer
- 3 nurse
- 4 firefighter
- 5 shop assistant
- 6 farmer
- 7 taxi driver
- 8 pop star
- 9 fashion designer
- 10 web designer



2 Look and write the letters.

- 1 He works in a museum.
- 2 She works in a school.
- 3 He works in a train station.
- 4 She works in a hospital.

c



3 Read and write.

mountain rescue dog sheepdog guide dog

- 1 Milton is a sheepdog. He helps the farmer guide the sheep.



- 2 Josh is a _____. He finds people lost in the mountains.



- 3 Lady is a _____. She guides blind people around dangerous objects.



1 Read and write the Tiger Tips. Write and learn.

He	works	in a hospital.
She	doesn't work	with animals. on a farm.

Does works No doesn't does

- He works on a farm.
- He _____ work in a hospital.
- _____ he work with animals?
- Yes, he _____. _____, he doesn't.



Tiger Tips


Remember!

- He / She work _ ...
- He / She _____ work ...



2 Look and answer Yes, she does or No, she doesn't.

- Does she wear a uniform? Yes, she does.
- Does she drive a fire engine? _____
- Does she work in a shop? _____
- Does she work in a police station? _____



3 Look, read and write.

Yes, he is. ~~Yes, he does~~ No, he doesn't. Yes, he does.



- Does he work on a farm? Yes, he does.
- Does he wear a uniform? _____
- Does he work with animals? _____
- Is he a farmer? _____

Yes, he is. No, he doesn't. Yes, he does. No, he doesn't.

- Does he work in a school? _____
- Does he wear special clothes? _____
- Does he work with computers? _____
- Is he a firefighter? _____




Vocabulary Unit 5

1 Look and match.




- 1 going to museums
- 2 reading comics
- 3 taking photos
- 4 collecting stickers
- 5 using the computer
- 6 shopping
- 7 dancing
- 8 talking to friends
- 9 painting pictures
- 10 rollerskating



2 Look and write.

taking photos going to museums rollerskating shopping



- 1 My favourite activity is going to museums.



- 2 My favourite activity is _____.



- 3 My favourite activity is _____.



- 4 My favourite activity is _____.

3 Read and circle.

In science museums, you can find out about:

- 1 paintings / scientists.
- 2 inventors / sculptures.
- 3 inventions / drawings.
- 4 artists / robots.

In art galleries, you can find out about:

- 5 scientists / paintings.
- 6 sculptures / inventors.
- 7 inventions / drawings.
- 8 artists / robots.

1 Read and write the Tiger Tips. Write and learn.

I	like	rollerskating.
	don't like	dancing.
He	likes	painting pictures.
She	doesn't like	shopping.

likes Do don't like doesn't don't like

- I like rollerskating.
- I _____ like painting pictures.
- _____ you like reading comics? Yes, I do. No, I _____.
- He likes dancing. He doesn't _____ shopping.
- She _____ shopping. She _____ like dancing.



Tiger Tips

Remember!

- I like ...
- He / She like _ ...
- I don't like ...
- He / She _____ like ...

2 Read and write answers for you. Use Yes, I do or No, I don't.



1 Do you like reading comics?



2 Do you like painting pictures?




3 Do you like dancing?



4 Do you like shopping?

3 Read and match.



1 Do you like dancing?

2 Do you like reading comics?

3 Do you like taking photos?

4 Do you like painting pictures?

5 Do you like rollerskating?

6 Do you like shopping?

a Yes, I do. I love taking photos.

b No, I don't. I don't like shopping.

c No, I don't. I like drawing, but I don't like painting pictures.

d No, I don't. I don't like dancing.

e Yes, I do. I like reading comics.


f Yes, I do, but I prefer ice skating.




Vocabulary Unit 6

1 Look and write.

farm river gate bridge path campsite lake forest mountain signpost



1 lake




2 _____



3 _____



4 _____




5 _____



6 _____



7 _____



8 _____



9 _____



10 _____

2 Read and write.


mountains bridges rivers and lakes forest



I like being in the mountains.



I like looking at the trees in the _____.




I like standing on _____.



We love sitting next to _____.

3 Find, circle and write.



1 Read the Tiger Tips. Write and learn

Don't	turn	left at the river.
		right.
	go	over the bridge.
		round the farm.

Do end at on Don't

- Turn left at the bridge.
- turn right.
- Go to the of the path.
- Do I go straight ?
- we go over the bridge?

2 Look and match.

- Turn right at the tree.
- Don't turn right.
- Go to the end of the path.
- Go straight on.
- Go over the bridge.
- Don't go under the bridge.
- Go round the lake.



3 Look, read and number in order.

Go straight on.

Go to the end of the path.

Go to the end of the path.

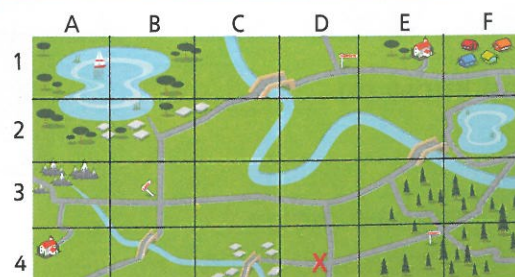
Turn right at the signpost.

Turn left.

1



Do you know the way to the lake?



Start

Vocabulary Unit 7

1 Look, order and write.



pcaseil ecftfes

1 special effects



ietdrco

2 _____



m-kpaeu riatst

3 _____



lpebadcapror

4 _____



iswg

5 _____




rtrwie

6 _____



cenlysrepa

7 _____



aeacmr

8 _____



namaeacmr

9 _____



acstres

10 _____

2 Remember the *Let's make a movie* song. Read and write.

actress actor screenplay camera clapperboard make-up artist wigs director

I've got a screenplay.



I've got a _____.



You've got a _____.



You've got _____.



I know an _____.



We know a _____.



You know an _____.






And a _____.





*Let's make a movie.
A fun, fantastic, groovy movie
With lots of special effects!*

*Let's make a movie.
A fun, fantastic, groovy movie
With lots of special effects!*

3 Look and write the words in the table.




School subjects	Countryside	Places in town	Transport	Jobs	Activities
<u>maths</u>					



Grammar Unit 7

1  Read and write answers for you. Use *Yes, I can* or *No, I can't*.

- 1 Can you say the alphabet in 30 seconds? _____
- 2 Can you spell ? _____
- 3 Can you give directions? _____
- 4 Can you paint pictures? _____
- 5 Can you use a computer? _____



2 Read and match.

1 Have you got history at two o'clock on Wednesdays?

2 Is there a café in your street?

3 Do you like dancing?

4 Do you know the way to the lake?

5 Are you good at taking photos?

6 Have you got long hair?

a Yes, there is.

b Yes, I do.

c Yes, I am.


d Yes, I have.

e Yes. Go to the end of the path and turn left.

f No, I've got history at nine o'clock on Mondays.



3 Read and circle.



- 1 Has / Does Phileas got blue hair?
- 2 Has / Does Sara hate flying?
- 3 Are there / Is there twenty seats in the flying machine?
- 4 Does / Is the flying machine fly around the world in seventy seconds?
- 5 Does / Is Mr Jones a teacher?

January

February

March

April

May

June

July

August

September

October

November

December

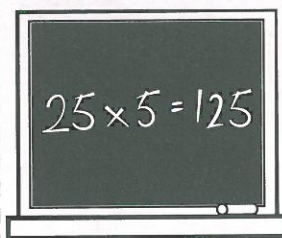
9:00



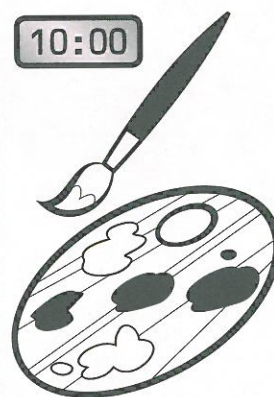
9:15



9:30



10:00



10:45



11:00



11:30




1:00









2:15








2:45













Go over the bridge.

Don't go straight on.

Don't go under the bridge.

Go to the campsite.

Go straight on.

Go round the forest and turn left at the signpost.

Go round the lake and turn right at the farm.

Go to the end of the path and then turn left.

Don't turn left. Turn right.

Turn right at the end of the road.

We've got geography in the gym with Julie.

A ghost under a signpost says, 'Don't go over the bridge'.

Victor the vet drives a very dirty van.

A dog on a rock says, 'Do not get lost in the forest'.

Frank the firefighter fights the flames.

Where's Sarah? She's over there. She's got fair hair.

Princess Lynne likes playing the violin in her room.

Here's Pierce. He's got a long beard. And he's got big ears.

There are six supermarkets and seven cinemas in the city centre.

There's a museum and a newsagent's opposite the zoo.





Starter Unit

20

ten

40

thirty

60

fifty

80

seventy

100

ninety

Unit 1



English



maths



PE



geography



music

Unit 2



curly hair



beard



dark hair



long hair



moustache

Unit 3



hospital



café



museum



newsagent's



cinema

Unit 4



farmer



nurse



fashion
designer



vet



shop assistant

Unit 5



reading comics



taking photos



going to
museums



rollerskating



dancing

Unit 6



mountain



lake



path



gate



farm

Unit 7



clapperboard



writer



make-up
artist



cameraman



actress