

# MACMILLAN TIGER TEAM

Home  
School  
Link



Material **on-line** para Andalucía  
para complementar tu libro  
de texto de inglés

Nota para padres/tutores: si quiere más práctica de  
inglés para sus hijos, solicite el **Activity Book** de Tiger 3  
A - Reinforcement (isbn: 978-0-230-47547-2) o Tiger 3 B -  
Extension (isbn: 978-0-230-47631-8) en su librería habitual.





# Basics writing practice Worksheet

Name: \_\_\_\_\_

Class: \_\_\_\_\_

## 1 Write true sentences.

watch films

~~play games~~

go on excursions

help people

make things

listen to music

use a computer

~~take photos~~

paint pictures

do sports

Things I do:

I play games \_\_\_\_\_.

I \_\_\_\_\_.

I \_\_\_\_\_.

Things I don't do:

I don't take photos \_\_\_\_\_.

I \_\_\_\_\_.

I \_\_\_\_\_.

## 2 Order and write.

1 Do you / excursions? / on / go

Do you go on excursions?

2 to / Do you / listen / music?

3 a computer. / I don't / use

4 pictures. / paint / I don't

## 3 Read. Make notes and write your project.

### My Notes



- where I use a computer:  
at home, \_\_\_\_\_
- what activities I do on a computer:  
\_\_\_\_\_
- at home: \_\_\_\_\_, \_\_\_\_\_
- at school: \_\_\_\_\_, \_\_\_\_\_

### Read and Remember!

- At school
- At home

I use a computer at \_\_\_\_\_  
and at \_\_\_\_\_. At home,  
I use a computer to \_\_\_\_\_.  
I also \_\_\_\_\_ and \_\_\_\_\_.  
At school, I use a computer to  
\_\_\_\_\_. I also \_\_\_\_\_.



Look up information on the internet with an adult to extend your project.



# Extension Worksheet 1

Name: \_\_\_\_\_

Class: \_\_\_\_\_

1 Look and complete the sentences. Then write for you.

<p>1  I <u>go on excursions</u>.</p> <p>2  I _____.</p> <p>3  I _____.</p> <p>4  I _____.</p>	<p>5  I _____.</p> <p>6  I _____.</p> <p>7  I _____.</p> <p>8  I _____.</p>
---	---



2 Read and write the answers.

- |                          |   |                     |
|--------------------------|---|---------------------|
| 1 Do you paint pictures? | ✓ | <u>Yes, I do.</u>   |
| 2 Do you watch films?    | ✗ | <u>No, I don't.</u> |
| 3 Do you make things?    | ✓ | _____               |
| 4 Do you do sports?      | ✓ | _____               |
| 5 Do you use a computer? | ✗ | _____               |

3 Find, circle and write. ↓ →

Technology words

- 1 key board
- 2 s \_\_\_\_\_
- 3 p \_\_\_\_ n \_\_\_\_
- 4 m \_\_\_\_ s \_\_\_\_
- 5 d \_\_\_\_ c u \_\_\_\_\_
- 6 e \_\_\_\_ l
- 7 p \_\_\_\_ j \_\_\_\_
- 8 b \_\_\_\_ g
- 9 i \_\_\_\_ t \_\_\_\_ n \_\_\_\_

p	r	i	n	t	e	r	d	r	o
r	e	f	o	m	e	d	o	r	k
o	t	b	y	b	m	j	c	j	w
j	m	o	u	c	a	b	u	s	x
e	s	r	s	t	i	l	m	c	t
c	l	e	f	n	l	o	e	r	m
t	a	s	o	i	w	g	n	e	o
i	n	t	e	r	n	e	t	e	u
l	p	s	u	p	s	w	s	n	s
k	e	y	b	o	a	r	d	k	e




# Grammar Worksheet

Name: \_\_\_\_\_

Class: \_\_\_\_\_

## 1 Look, read and write.

1 Hi! My name's Joe.



I paint pictures and make things. I don't take photos.

2 Hi! My name's Lottie.



I don't \_\_\_\_\_. I \_\_\_\_\_ and I \_\_\_\_\_.

3 Hi! My name's Rosie.



I \_\_\_\_\_ and I \_\_\_\_\_. I \_\_\_\_\_.

## 2 Write the questions.

~~write~~ play watch use make write



1 Do you write for a school blog?

4 Do you \_\_\_\_\_ emails to your family and friends?

2 Do you \_\_\_\_\_ a computer to do your homework?

5 Do you \_\_\_\_\_ films?

3 Do you \_\_\_\_\_ online games?

6 Do you \_\_\_\_\_ things at school?

## 3 Write sentences for you.

play games

take photos

watch films

do sports

help people

make things

listen to music

use a computer

paint pictures

\_\_\_\_\_  
\_\_\_\_\_  
\_\_\_\_\_





## Basics writing practice Worksheet

Name: \_\_\_\_\_

Class: \_\_\_\_\_

1 Write questions. Use *Has* and *got*. Answer *Yes, it has* or *No, it hasn't*.

1 Has the marmoset got fur? Yes, it has.

2 \_\_\_\_\_ the chameleon \_\_\_\_\_ whiskers? \_\_\_\_\_

3 \_\_\_\_\_ the rabbit \_\_\_\_\_ soft fur? \_\_\_\_\_

2 Choose and write.

My favourite animal is the star tortoise. It's got a beautiful shell.

My favourite animal is the \_\_\_\_\_. It's got \_\_\_\_\_.

3 Read the notes and write your project.

*Read and Remember!*

- Red pandas eat bamboo **and** flowers.

### My Notes



- **name:** red panda
- **type of animal:** mammal
- **description:** red fur, long tail, sharp claws, black eyes
- **habitat:** Asia
- **food:** bamboo, flowers, eggs, small mammals and birds
- **special features:** live in trees, live on their own, not very active, sleep in the day

### Animal fact file

Name: \_\_\_\_\_

Type of animal: \_\_\_\_\_

Description: Red pandas have  
got

Habitat: Red pandas live

Food: \_\_\_\_\_

Special features: \_\_\_\_\_



Look up information on the internet with an adult to extend your project.



# Extension Worksheet 1

Name: \_\_\_\_\_

Class: \_\_\_\_\_

## 1 Look and label.

<b>a</b>  _____ <i>shell</i>	<b>b</b>  _____	<b>c</b>  _____	<b>d</b>  _____
<b>e</b>  _____	<b>f</b>  _____	<b>g</b>  _____	<b>h</b>  _____

## 2 Read and circle the correct picture.

1 It's got sharp teeth.			
2 It's got scales.			
3 It's got whiskers and claws.			
4 It's got a shell.			

## 3 Read and complete.

legs reptile ears fur shell slow ~~mammal~~ tail



A hare is a ① mammal. It's got four legs and a short ② \_\_\_\_\_. It's got ③ \_\_\_\_\_ and long ④ \_\_\_\_\_. It's very fast.



A tortoise is a ⑤ \_\_\_\_\_. It's got four ⑥ \_\_\_\_\_ and a small head. It's got a ⑦ \_\_\_\_\_ and a short tail. It's very ⑧ \_\_\_\_\_.



## Grammar Worksheet

Name: \_\_\_\_\_

Class: \_\_\_\_\_

### 1 Look and circle *It's got* or *It hasn't got*.




It's got / It hasn't got a short tail.




It's got / It hasn't got sharp claws.



It's got / It hasn't got wings.



It's got / It hasn't got a long nose.




It's got / It hasn't got a shell.



It's got / It hasn't got whiskers.

### 2 Look and write 's got or hasn't got.

- ① It 's got a long nose.
- ② It \_\_\_\_\_ a big mouth.
- ③ It \_\_\_\_\_ big eyes.
- ④ It \_\_\_\_\_ big ears.
- ⑤ It \_\_\_\_\_ whiskers.
- ⑥ It \_\_\_\_\_ a long neck.
- ⑦ It \_\_\_\_\_ four legs.
- ⑧ It \_\_\_\_\_ wings.



### 3 Order and write the question.

- ① it / sharp / got / teeth? / Has
- ② got / it / Has / wings? / big
- ③ short / got / tail? / a / it / Has
- ④ legs? / Has / got / it / two
- ⑤ fur? / Has / it / soft / got

Has it got sharp teeth?

\_\_\_\_\_

\_\_\_\_\_

\_\_\_\_\_

\_\_\_\_\_



# 3 Basics writing practice Worksheet

Name: \_\_\_\_\_

Class: \_\_\_\_\_

## 1 Write about your family. Tell a friend.

My mother can play table tennis. She can't ride a horse.

My father can \_\_\_\_\_. He can't \_\_\_\_\_.

My \_\_\_\_\_.

## 2 Write questions. Use *Can you*. Answer *Yes, I can* or *No, I can't*.

1 Can you touch your toes? \_\_\_\_\_

2 \_\_\_\_\_ roll your arms? \_\_\_\_\_


3 \_\_\_\_\_ tap your legs? \_\_\_\_\_

## 3 Read. Make notes and write your project.

### *Read and Remember!*

- Monday Tuesday  
Wednesday Thursday  
Friday Saturday Sunday

### My Notes



• what I do in PE at school:

\_\_\_\_\_

• what I can do (✓):

\_\_\_\_\_

• what I can't do (X):

\_\_\_\_\_

• exercise I do after school:

\_\_\_\_\_

• what we do on Sports Day:

\_\_\_\_\_

In PE, I \_\_\_\_\_.

I can \_\_\_\_\_

and \_\_\_\_\_.

I can't \_\_\_\_\_.

After school on \_\_\_\_\_

I \_\_\_\_\_.

On Sports Day we \_\_\_\_\_

\_\_\_\_\_.

Our families and friends can  
come and watch.



Look up information on the internet with an adult to extend your project.





# Extension Worksheet 1

Name: \_\_\_\_\_

Class: \_\_\_\_\_

## 1 Look and write the sentences. Then write for you.



He can row.



She \_\_\_\_\_.



She \_\_\_\_\_.



He \_\_\_\_\_.



She \_\_\_\_\_.



He \_\_\_\_\_.



He \_\_\_\_\_.



She \_\_\_\_\_.



\_\_\_\_\_.

## 2 Look, read and write.

Tom	✓	✗	✓
Anna	✗	✓	✗

Hi! My name's Tom. I can skateboard and \_\_\_\_\_, but I can't \_\_\_\_\_.



Hi! My name's Anna. I can \_\_\_\_\_, but I can't \_\_\_\_\_ or \_\_\_\_\_.

## 3 Read and answer for you.

1 Can you ride a bike? \_\_\_\_\_

2 Can you dive? \_\_\_\_\_

3 Can you do karate? \_\_\_\_\_

4 Can you rollerblade? \_\_\_\_\_




# Grammar Worksheet

Name: \_\_\_\_\_

Class: \_\_\_\_\_

## 1 Look and circle *can* or *can't*.

- 1 I can / can't play table tennis.




- 2 I can / can't skateboard.




- 3 I can / can't rollerblade.




- 4 I can / can't ride a bike.



- 5 I can / can't do judo.




- 6 I can / can't dive.




- 7 I can / can't ride a horse.



- 8 I can / can't swim.



## 2 Look and write *can* or *can't*.




- 1 She can play tennis.



- 4 He \_\_\_\_\_ play basketball.



- 2 He \_\_\_\_\_ row.



- 5 She \_\_\_\_\_ rollerblade.



- 3 She \_\_\_\_\_ play football.



- 6 He \_\_\_\_\_ skateboard.

## 3 Order and write the question. Answer for you.

- 1 swim? / Can / you Can you swim? \_\_\_\_\_
- 2 a / bike? / ride / you / Can \_\_\_\_\_
- 3 you / play / Can / football? \_\_\_\_\_
- 4 dive? / you / Can \_\_\_\_\_
- 5 you / Can / rollerblade? \_\_\_\_\_



# Basics writing practice Worksheet

Name: \_\_\_\_\_

Class: \_\_\_\_\_

## 1 Write true sentences.

~~sandwiches~~ chocolate ~~crisps~~ fruit juice ice cream salad chicken

Things I like:

I like sandwiches.

I \_\_\_\_\_.

I \_\_\_\_\_.

Things I don't like:

I don't like crisps.

I \_\_\_\_\_.

I \_\_\_\_\_.

## 2 Look and read. Draw and write about you.

1

2

I like ice cream, but I don't like yoghurt.


I like \_\_\_\_\_ but I don't like \_\_\_\_\_.

## 3 Read. Make notes and write your project.

**Read and Remember!**

- I like cheese **and** oranges.
- I don't like yoghurt **or** bananas.

### My Notes



- friends I have lunch with: \_\_\_\_\_
- where I have lunch: \_\_\_\_\_
- food I like 😊: \_\_\_\_\_
- food I don't like ☹️: \_\_\_\_\_
- my favourite food: \_\_\_\_\_
- what my friend likes: \_\_\_\_\_

At school I have lunch with my friends \_\_\_\_\_ and \_\_\_\_\_ in the \_\_\_\_\_. I love \_\_\_\_\_ and \_\_\_\_\_. I don't like \_\_\_\_\_ or \_\_\_\_\_. My favourite is \_\_\_\_\_ when we have \_\_\_\_\_. My friend, \_\_\_\_\_, likes \_\_\_\_\_.

Look up information on the internet with an adult to extend your project.



## Extension Worksheet 1

Name: \_\_\_\_\_

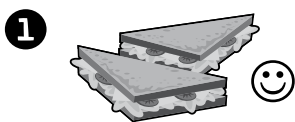
Class: \_\_\_\_\_

### 1 Write the words.



- |   |             |                |
|---|-------------|----------------|
| 1 | huyotrg     | <u>yoghurt</u> |
| 2 | cei cmrae   | _____          |
| 3 | sbscutii    | _____          |
| 4 | bsrtweraesi | _____          |
| 5 | kcihcne     | _____          |
| 6 | lococthea   | _____          |
| 7 | wsienacdsh  | _____          |

### 2 Look and write.



1 I like sandwiches.



2 I don't like bananas.





3 \_\_\_\_\_

4 \_\_\_\_\_

5 \_\_\_\_\_

6 \_\_\_\_\_



### 3 Look and read. Then write for you.



✓ My name's Emma. I like yoghurt and strawberries.



X I don't like bananas or cheese.



My name's \_\_\_\_\_.

\_\_\_\_\_

and \_\_\_\_\_.

I don't like \_\_\_\_\_

\_\_\_\_\_

or \_\_\_\_\_.





# Grammar Worksheet

Name: \_\_\_\_\_

Class: \_\_\_\_\_

## 1 Look and circle *like* or *don't like*.



1 I like / don't like sandwiches.



4 I like / don't like strawberries.



2 I like / don't like chocolate.



5 I like / don't like yoghurt.



3 I like / don't like carrots.



6 I like / don't like salad.

## 2 Look and write *like* or *don't like*.

	cheese	chicken	crisps	bananas
Taj	☺	☺	☹	☺
Poppy	☺	☹	☺	☺
Kate	☺	☹	☺	☺

1 Hi! My name's Taj. I like chicken. I also like cheese and bananas. I don't like crisps.

2 Hi! My name's Poppy. I \_\_\_\_\_ cheese, but I \_\_\_\_\_ chicken.  
I \_\_\_\_\_ crisps and bananas.

3 Hi! My name's Kate. I \_\_\_\_\_ chicken, but I \_\_\_\_\_ crisps.  
I also \_\_\_\_\_ cheese and bananas.

## 3 Read and match.

1 Do

2 I like

3 I don't

4 He doesn't

5 She

like yoghurt.

likes fruit juice.

you like sandwiches?

like bread, but he likes crisps.

bananas and strawberries.



# 5 Basics writing practice Worksheet

Name: \_\_\_\_\_

Class: \_\_\_\_\_

## 1 Write five questions.

- 1 What time do you get up \_\_\_\_\_?
- 2 What time do you \_\_\_\_\_?
- 3 \_\_\_\_\_?
- 4 \_\_\_\_\_?
- 5 \_\_\_\_\_?

have breakfast

go to school

have a shower

~~get up~~

go to bed

have dinner


have lunch

go home

## 2 Look at Activity 1. Answer for you.

- 1 I get up at seven o'clock.
- 2 \_\_\_\_\_
- 3 \_\_\_\_\_
- 4 \_\_\_\_\_
- 5 \_\_\_\_\_

## 3 Read. Make notes and write your project.



### My Notes

- my name: \_\_\_\_\_
- where I live: \_\_\_\_\_
- my daily school routine: get up at \_\_\_\_\_, have breakfast at \_\_\_\_\_, go to school at \_\_\_\_\_, have lunch at \_\_\_\_\_, go home at \_\_\_\_\_
- what I do after school: \_\_\_\_\_
- have dinner at \_\_\_\_\_, and go to bed at \_\_\_\_\_

### Read and Remember!

- I get up at seven o'clock.

My name is \_\_\_\_\_.  
 I live in \_\_\_\_\_.  
 I get up at \_\_\_\_\_  
 o'clock in the morning.  
 I have breakfast at  
 \_\_\_\_\_ o'clock. I go  
 to school at \_\_\_\_\_  
 o'clock. I have lunch at  
 \_\_\_\_\_. I go home at  
 \_\_\_\_\_. After school I  
 \_\_\_\_\_. I have dinner  
 at \_\_\_\_\_ o'clock.  
 I go to bed at \_\_\_\_\_  
 o'clock.



Look up information on the internet with an adult to extend your project.





# Extension Worksheet 1

Name: \_\_\_\_\_

Class: \_\_\_\_\_


## 1 Look and write.


1

I put on my pyjamas.


2

I \_\_\_\_\_.


3


I \_\_\_\_\_.


4

I \_\_\_\_\_.

5

I \_\_\_\_\_.

6

I \_\_\_\_\_.

7

I \_\_\_\_\_.

8

I \_\_\_\_\_.

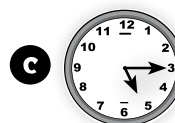
9

I \_\_\_\_\_.

## 2 Read and circle.

1 seven o'clock



**b** 07:00



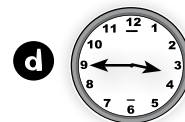
**d** 07:45

2 half past three

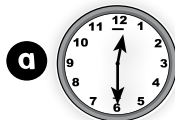
**a** 03:30



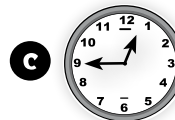
**c** 03:15



3 twelve o'clock



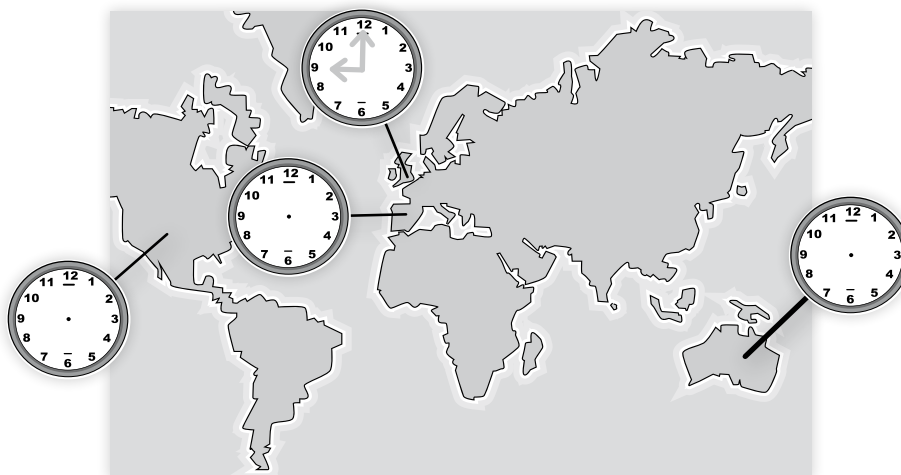
**b** 12:15



**d** 12:00

## 3 Read and draw.

- 1 It's nine o'clock in the morning in England.
- 2 It's ten o'clock in the morning in Spain.
- 3 It's four o'clock in the morning in America.
- 4 It's six o'clock in the evening in Australia.






## Grammar Worksheet

Name: \_\_\_\_\_

Class: \_\_\_\_\_

### 1 Look and write.



### 2 Read and match.

1 I go	brush your teeth every day?
2 He goes	has lunch at half past twelve.
3 She gets up	to school at eight o'clock.
4 I don't	at seven o'clock.
5 Do you	go to bed at half past eight.
6 He	home at three o'clock.

### 3 Read. Write the answers for you.

- 1 Do you get up at six o'clock? No, I don't. I get up at eight o'clock.
- 2 Do you have breakfast every day? \_\_\_\_\_
- 3 Do you have dinner at eight o'clock? \_\_\_\_\_
- 4 Do you brush your teeth every day? \_\_\_\_\_
- 5 Do you go to bed at half past nine? \_\_\_\_\_





# Basics writing practice Worksheet

Name: \_\_\_\_\_

Class: \_\_\_\_\_

## 1 Read, look and number.


I'm playing volleyball.




I'm playing Frisbee.



I'm making a sandcastle.



I'm fishing.



## 2 Write sentences.

starfish

~~bird~~

~~seahorse~~

lizard

Animals that live in the sea:

A seahorse lives in the sea.

Animals that don't live in the sea:

A bird doesn't live in the sea.

A \_\_\_\_\_.

A \_\_\_\_\_.

## 3 Read. Make notes and write your project.

**Read and Remember!**

- Dear Ellie,
- Love from Clare

### My Notes

- I'm having a great / good / terrible time.
- where I'm staying: \_\_\_\_\_
- the weather: \_\_\_\_\_ and \_\_\_\_\_
- what I'm doing: \_\_\_\_\_
- It's interesting / boring / exciting / fun.

Dear \_\_\_\_\_,  
I hope you are well. I'm having a great time. We're staying in a \_\_\_\_\_.  
It's brilliant! Today it's \_\_\_\_\_ and \_\_\_\_\_.  
I'm \_\_\_\_\_ and \_\_\_\_\_.  
It's interesting and fun. I don't want the holiday to end! See you soon!  
Love from \_\_\_\_\_



Look up information on the internet with an adult to extend your project.




## Extension Worksheet 1

Name: \_\_\_\_\_

Class: \_\_\_\_\_

### 1 Write and match.

- 1 I'm swimming in the sea. ☒
- 2 I'm \_\_\_\_\_ shells. ☐
- 3 I'm \_\_\_\_\_. ☐
- 4 I'm \_\_\_\_\_ in the shade. ☐
- 5 I'm \_\_\_\_\_ a sandcastle. ☐
- 6 I'm \_\_\_\_\_ Frisbee. ☐
- 7 I'm \_\_\_\_\_ volleyball. ☐
- 8 I'm \_\_\_\_\_ on sun cream. ☐




### 2 Read and circle.

- 1 What are you **do** / **doing**?
- 2 I'm / I **swimming** in the sea.
- 3 Are / Is you **fishing**?
- 4 Are you **make** / **making** a sandcastle?
- 5 He's **fishing** / **lying** in the shade.
- 6 They're **playing** / **collecting** volleyball.

### 3 Read and circle the correct picture.

- 1 It's walking sideways and looking for food.
- 2 It's got sharp spikes. Be careful not to touch it!
- 3 It's catching tiny animals with its tentacles.
- 4 Many little fish are hiding in here.





# Grammar Worksheet

Name: \_\_\_\_\_


Class: \_\_\_\_\_

## 1 Look, read and tick (✓).



I'm collecting shells. ☒

I'm fishing. ☐



I'm playing with a bat and ball. ☐

I'm playing Frisbee. ☐



I'm making a sandcastle. ☐

I'm snorkelling. ☐




I'm putting on sun cream. ☐

I'm lying in the shade. ☐



I'm playing Frisbee. ☐

I'm making a sandcastle. ☐



I'm swimming in the sea. ☐

I'm snorkelling. ☐

## 2 Look and write.

1 He's snorkelling.

2 They're

3 \_\_\_\_\_

4 \_\_\_\_\_

5 \_\_\_\_\_

6 \_\_\_\_\_

7 \_\_\_\_\_

8 \_\_\_\_\_



## 3 Order and write.

1 doing? / What / you / are

2 they / Are / volleyball? / playing

3 lying / We're / the / in / shade.

4 making / sandcastle. / I'm / a

What are you doing?

\_\_\_\_\_

\_\_\_\_\_

\_\_\_\_\_



# Basics writing practice Worksheet

Name: \_\_\_\_\_

Class: \_\_\_\_\_

## 1 Order and write.

1 half past ten. / He goes to bed / at / \_\_\_\_\_

2 feathers. / A fish / hasn't got / \_\_\_\_\_

## 2 Read and write.

food mountains village carrots stones meat

### The story of stone soup

Anton, Dina, Boris and Klara are hikers. They walk in the 1 mountains

for many days. They're very hungry. They arrive in a 2 \_\_\_\_\_.

The people don't want to share their 3 \_\_\_\_\_.

So the hikers put water and 4 \_\_\_\_\_ in a pot on their camping stove.

The people of the village come and watch. The hikers ask them for onions, 5 \_\_\_\_\_,

potatoes and 6 \_\_\_\_\_ to go in the pot. The stone soup is delicious!

## 3 Read the notes and write your project.

### My Notes



- the play: \_\_\_\_\_
- who the play is by: \_\_\_\_\_
- what the play is about: \_\_\_\_\_
- things that are good: \_\_\_\_\_ and \_\_\_\_\_ (music, lights, costumes, make-up, actors)
- the actors and characters:
  - \_\_\_\_\_ (\_\_\_\_\_)
  - \_\_\_\_\_ (\_\_\_\_\_)

### Read and Remember!

- Sara **is** very good.
- David and Jo **are** excellent.

### Review

This week you can see '\_\_\_\_\_', a play by \_\_\_\_\_. The play is about \_\_\_\_\_. The things that are good are the \_\_\_\_\_ and the \_\_\_\_\_. \_\_\_\_\_ is an actor. He's playing \_\_\_\_\_. \_\_\_\_\_ also an actor. She's playing \_\_\_\_\_. They're fantastic. Don't miss it!



Look up information on the internet with an adult to extend your project.






# Extension Worksheet 1

Name: \_\_\_\_\_

Class: \_\_\_\_\_

## 1 Look and label.



*programme* \_\_\_\_\_

## 2 Read and write.


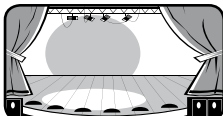
- 1 The audience is watching the play.
- 2 Sam is \_\_\_\_\_ shells.
- 3 A tortoise has got a hard \_\_\_\_\_.
- 4 I like chicken, but I \_\_\_\_\_ bananas.
- 5 I \_\_\_\_\_ rollerblade, but I can't ice skate.
- 6 A tiger has got four \_\_\_\_\_ and a long \_\_\_\_\_.

## 3 Read, look and write the sentences.


It's the Tiger Street Club Review. Come and watch our show.

Look at our  make-up and  \_\_\_\_\_.

We're nearly ready to go.

We're the  \_\_\_\_\_, we're on  \_\_\_\_\_.

We're wearing  \_\_\_\_\_, too.

You're our  \_\_\_\_\_, and the play is just for you!



Name: \_\_\_\_\_

Class: \_\_\_\_\_

## 1 Look, read and write the 'ing' form.

print   ~~help~~   write   make   design   help

1 I'm helping  
with the lights and  
music.

2 I'm \_\_\_\_\_  
the tickets.

3 We're \_\_\_\_\_  
the costumes.



4 I'm \_\_\_\_\_  
the programme  
for the show.

5 I'm \_\_\_\_\_  
the poster.

6 I'm \_\_\_\_\_  
with the make-up.

## 2 Look and circle the correct words.

- 1 The tiger's got / hasn't got a short tail.  
It's got / hasn't got whiskers.
- 2 The parrot's got / hasn't got wings.  
It's got / hasn't got a shell.
- 3 The elephant's got / hasn't got a long nose.  
It's got / hasn't got claws.



## 3 Read and match.

1 What's

are you?

2 How old

ride a bike?

3 Do you go

things in your free time?

4 Can you

your name?

5 Do you make

to school at nine o'clock?

