

# MACMILLAN TIGER TEAM

Home  
School  
Link



Material **on-line** para Andalucía  
para complementar tu libro  
de texto de inglés

Nota para padres/tutores: si quiere más práctica de  
inglés para sus hijos, solicite el Activity Book de Tiger 4  
A - Reinforcement (isbn: 978-0-230-47548-9) o Tiger 4 B -  
Extension (isbn: 978-0-230-47573-1) en su librería habitual.





# Basics writing practice Worksheet

Name: \_\_\_\_\_

Class: \_\_\_\_\_

## 1 Order and write.

- ① haven't got / We / PE / at quarter past nine.


*We haven't got PE at quarter past nine.*

- ② music / at quarter to eleven. / We've got

\_\_\_\_\_

- ③ We / at quarter to four. / history / haven't got

\_\_\_\_\_



## 2 Write sentences about you. Use *I've got* and *I haven't got*.

history

PE

music

science

maths

English

geography

ICT

art

drama

- ① On Mondays *I've got* \_\_\_\_\_.

- ② On Tuesdays \_\_\_\_\_.

- ③ \_\_\_\_\_.

## 3 Read. Make notes and write your project.

### My Notes



- my school: \_\_\_\_\_
- where my school is: \_\_\_\_\_
- I start school at: \_\_\_\_\_
- I have lunch at: \_\_\_\_\_
- I finish school at: \_\_\_\_\_
- my favourite subjects: \_\_\_\_\_
- my after-school club: day: \_\_\_\_\_

### Read and Remember!

- 2:15 = quarter past two
- 1:45 = quarter to two

### A day at my school

I go to \_\_\_\_\_  
 school in \_\_\_\_\_.  
 I start school at \_\_\_\_\_.  
 I have lunch at \_\_\_\_\_.  
 I finish school at \_\_\_\_\_.  
 My favourite subjects are \_\_\_\_\_  
 and \_\_\_\_\_.  
 On \_\_\_\_\_, I go to  
 a \_\_\_\_\_ club.



Use technology and the internet with an adult to extend your project.



# Extension Worksheet 1

Name: \_\_\_\_\_

Class: \_\_\_\_\_

## 1 Do the crossword.

Across

Down

1

2

3

4 science

5 art

6 maths

7 music

8 drama

## 2 Look and write 've got or haven't got.

On Monday ...

- 1 We 've got art. We haven't got science.
- 2 We \_\_\_\_\_ geography. We \_\_\_\_\_ PE.
- 3 We \_\_\_\_\_ history. We \_\_\_\_\_ ICT.
- 4 We \_\_\_\_\_ maths. We \_\_\_\_\_ English.

Monday	
art ✓	science ✗
geography ✗	PE ✓
history ✓	ICT ✗
maths ✗	English ✓

## 3 Look and write.

Monday	
Tuesday	
Wednesday	
Thursday	
Friday	

- 1 I've got English on Monday.
- 2 \_\_\_\_\_
- 3 \_\_\_\_\_
- 4 \_\_\_\_\_
- 5 \_\_\_\_\_



Name: \_\_\_\_\_

Class: \_\_\_\_\_

## 1 Look, read and circle.

	Monday	Tuesday	Wednesday	Thursday	Friday
9:00	Hi Hello	$10 \times 15 = 150$			
10:30					$10 \times 15 = 150$
1:30			$10 \times 15 = 150$	Hi Hello	

1 Have we got English and science on Monday? Yes, we have. / No, we haven't.

2 We've got / We haven't got history and drama on Tuesday.

3 Have we got PE and ICT on Wednesday? Yes, we have. / No, we haven't.

4 We've got / We haven't got art and music on Thursday.

5 We've got / We haven't got geography and maths on Friday.

## 2 Look at the timetable in Activity 1 and write 've got or haven't got.

1 We 've got PE on Monday at 10:30.

2 We \_\_\_\_\_ English on Tuesday at 1:30.

3 We \_\_\_\_\_ art on Wednesday at 9:00.

4 We \_\_\_\_\_ geography on Thursday at 9:00.

5 We \_\_\_\_\_ maths on Friday at 10:30.

## 3 Order and write.

1 English / 9:00? / on / Have / Monday / we / got / at

Have we got English on Monday at 9:00?

2 on / Tuesday / art / we / got / 10:30? / Have / at

3 Wednesday / Have / we / on / got / at / 1:30? / music





## Basics writing practice Worksheet

Name: \_\_\_\_\_


Class: \_\_\_\_\_

1 Write questions. Use *Has* and *got*. Answer *Yes, he has* or *No, he hasn't*.



- ① Has he got fair hair? Yes, he has.
- ② \_\_\_\_\_ he \_\_\_\_\_ long hair? \_\_\_\_\_
- ③ \_\_\_\_\_ he \_\_\_\_\_ glasses? \_\_\_\_\_
- ④ \_\_\_\_\_ he \_\_\_\_\_ a moustache? \_\_\_\_\_

2 Look and write.



- ① She's got long, dark hair.
- ② She's got \_\_\_\_\_.
- ③ She hasn't got \_\_\_\_\_.
- ④ She hasn't got \_\_\_\_\_.

3 Read. Make notes and write your project.

*Read and Remember!*

- she's got = she has got
- she's = she is

### My Notes



- my favourite book title: \_\_\_\_\_
- the author: \_\_\_\_\_
- type of book: \_\_\_\_\_
- my favourite character: \_\_\_\_\_
- a description of the character:
  - Hair: \_\_\_\_\_
  - Character: \_\_\_\_\_  
(beautiful, brave, funny)

### My Favourite Book

My favourite book is \_\_\_\_\_  
\_\_\_\_\_, by \_\_\_\_\_.

The book is a \_\_\_\_\_.

My favourite character is \_\_\_\_\_.

He's got / She's got \_\_\_\_\_,  
\_\_\_\_\_ hair.

He / She is \_\_\_\_\_  
and \_\_\_\_\_.



Use technology and the internet with an adult to extend your project.



## Extension Worksheet 1

Name: \_\_\_\_\_

Class: \_\_\_\_\_

### 1 Look and write.



1 fair hair



2 d\_\_\_\_\_ hair



3 l\_\_\_\_\_ hair



4 s\_\_\_\_\_ hair



5 c\_\_\_\_\_ hair



6 s\_\_\_\_\_ hair



7 b\_\_\_\_\_



8 p\_\_\_\_\_


### 2 Read, write and draw.

1 She's got long, dark hair. She's got glasses.






2 \_\_\_\_\_ short, curly hair. He's got a moustache.

3 \_\_\_\_\_ fair hair. She's got a ponytail.

4 \_\_\_\_\_ short, dark hair. He's got a beard.



### 3 Look and match. Write.



1 short / curly

2 long / fair

3 long / curly

4 straight / glasses

5 beard / moustache

6 ponytail / glasses



He's got short, curly hair.



\_\_\_\_\_

\_\_\_\_\_

\_\_\_\_\_

\_\_\_\_\_

\_\_\_\_\_



## Grammar Worksheet

Name: \_\_\_\_\_


Class: \_\_\_\_\_

### 1 Look, read and circle.

- ① He's got / He hasn't got short hair.
- ② He's got / He hasn't got curly hair.
- ③ He's got / He hasn't got fair hair.
- ④ He's got / He hasn't got a beard.
- ⑤ She's got / She hasn't got long hair.
- ⑥ She's got / She hasn't got dark hair.
- ⑦ She's got / She hasn't got curly hair.
- ⑧ She's got / She hasn't got glasses.



### 2 Look and write *He's got*, *She's got*, *He hasn't got* or *She hasn't got*.



- ① He's got short hair.  
He hasn't got a moustache.

- ② \_\_\_\_\_ dark hair.  
\_\_\_\_\_ a ponytail.

- ③ \_\_\_\_\_ long hair.  
\_\_\_\_\_ glasses.

- ④ \_\_\_\_\_ long hair.  
\_\_\_\_\_ glasses.

- ⑤ \_\_\_\_\_ straight hair.  
\_\_\_\_\_ a beard.

- ⑥ \_\_\_\_\_ a ponytail.  
\_\_\_\_\_ glasses.

### 3 Order and write.

- ① got / he / curly / Has / hair? Has he got curly hair?
- ② beard? / Has / got / he / a \_\_\_\_\_
- ③ dark / he / got / Has / hair? \_\_\_\_\_
- ④ got / Has / he / glasses? \_\_\_\_\_



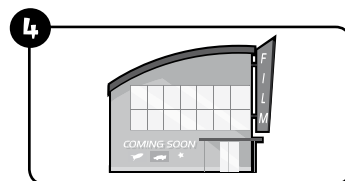
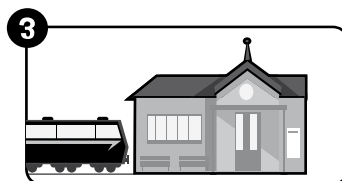
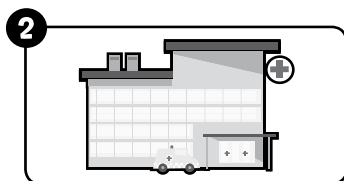
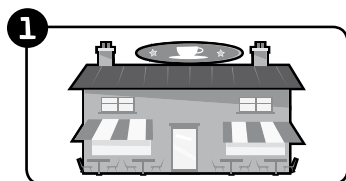


# 3 Basics writing practice Worksheet

Name: \_\_\_\_\_

Class: \_\_\_\_\_

## 1 Order and write.



1 a café / Is there / in your street?

*Is there a café in your street?*

2 any hospitals / in your town? / Are there

\_\_\_\_\_

3 a train station / town? / Is there / in your

\_\_\_\_\_

4 Is there / here? / a cinema / near

\_\_\_\_\_

## 2 Look at Activity 1. Answer the questions.

Yes, there is.

No, there isn't.

Yes, there are.

No, there aren't.

1 \_\_\_\_\_

3 \_\_\_\_\_

2 \_\_\_\_\_

4 \_\_\_\_\_

## 3 Read. Make notes and write your project.

### Read and Remember!

- There's = singular
- There are = plural

### My Notes

• Name of my town: \_\_\_\_\_

• My country: \_\_\_\_\_

• Interesting buildings/places in my town: \_\_\_\_\_

• My favourite places: \_\_\_\_\_

• Transport in my town: \_\_\_\_\_

### About my town

I live in a town called \_\_\_\_\_ in \_\_\_\_\_.

There's a \_\_\_\_\_.

There are lots of \_\_\_\_\_.

There's also a \_\_\_\_\_.

My favourite places are the \_\_\_\_\_ and the \_\_\_\_\_.

In my town, people travel by \_\_\_\_\_ and \_\_\_\_\_.



Use technology and the internet with an adult to extend your project.





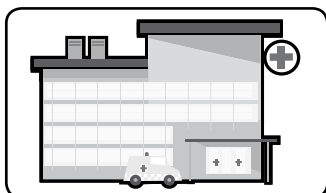
# Extension Worksheet 1

Name: \_\_\_\_\_

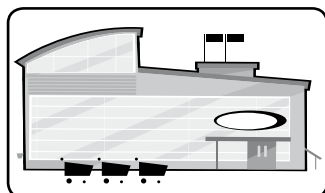
Class: \_\_\_\_\_

## 1 Look and write.

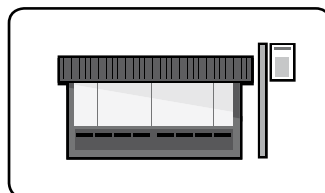
bus stop café cinema ~~hospital~~ museum newsagent's supermarket train station



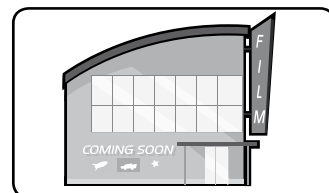
1 hospital



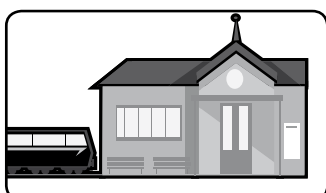
2 \_\_\_\_\_



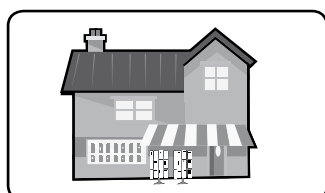
3 \_\_\_\_\_



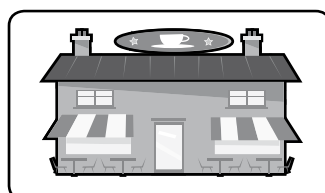
4 \_\_\_\_\_



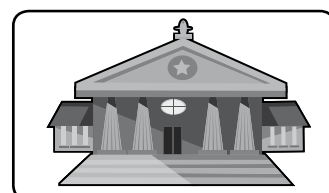
5 \_\_\_\_\_



6 \_\_\_\_\_



7 \_\_\_\_\_



8 \_\_\_\_\_

## 2 Read and look. Tick (✓) or cross (X).

- 1 There's a hospital.
- 2 There's a police station.
- 3 There are two cinemas.
- 4 There's a train station.
- 5 There are four shops.
- 6 There's a museum.

☒  
☐  
☐  
☐  
☐  
☐



## 3 Look at the map in Activity 2. Write *There's* or *There are*.

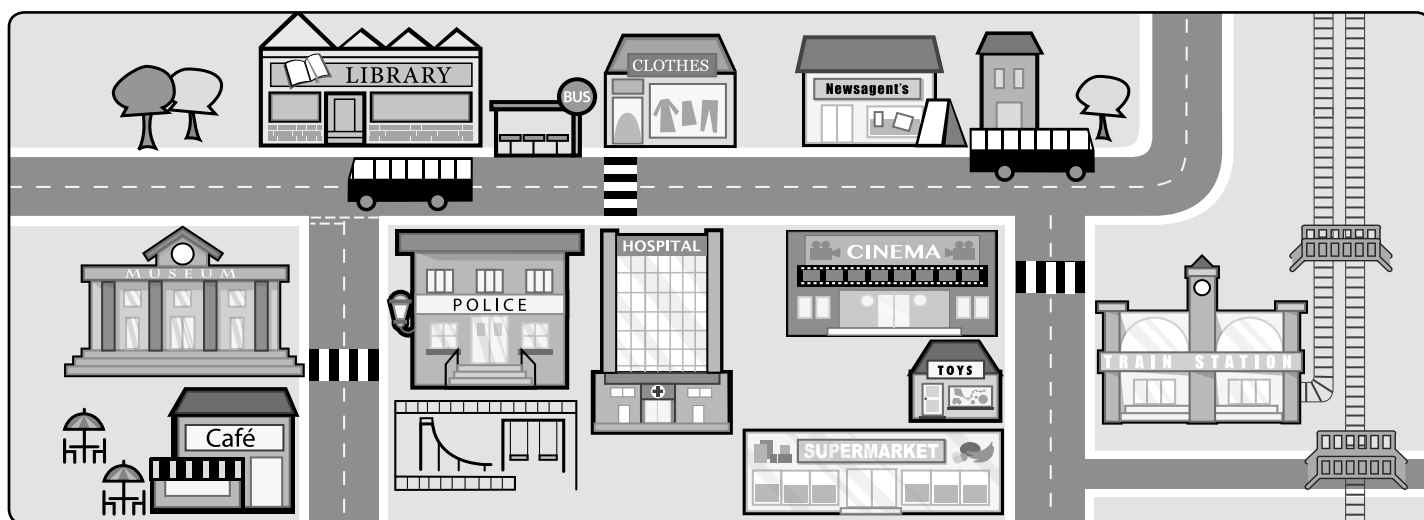
- 1 There's a supermarket.
- 2 \_\_\_\_\_ a toy shop.
- 3 \_\_\_\_\_ shops.
- 4 \_\_\_\_\_ a library.
- 5 \_\_\_\_\_ cafés.
- 6 \_\_\_\_\_ a school.



Name: \_\_\_\_\_

Class: \_\_\_\_\_

# 1 Look, read and circle.



- 1 There's / There isn't a cinema.
- 2 There's / There isn't a bank.
- 3 There's / There isn't a hospital.
- 4 There's / There isn't a train station.
- 5 There's / There isn't a sweet shop.
- 6 There's / There isn't a café.

# 2 Order and write.

- 1 museum? / a / Is / there Is there a museum?
- 2 train / Is / there / a / station? \_\_\_\_\_
- 3 any / there / shops? / Are \_\_\_\_\_
- 4 zoo? / a / Is / there \_\_\_\_\_
- 5 Is / a / park? / there \_\_\_\_\_
- 6 there / taxis? / Are / any \_\_\_\_\_

# 3 Look at the picture in Activity 1. Answer the questions in Activity 2.

- Yes, there is.      No, there isn't.      Yes, there are.      No, there aren't.

- 1 Yes, there is.
- 2 \_\_\_\_\_
- 3 \_\_\_\_\_
- 4 \_\_\_\_\_
- 5 \_\_\_\_\_
- 6 \_\_\_\_\_



# Basics writing practice Worksheet

Name: \_\_\_\_\_

Class: \_\_\_\_\_

## 1 Read and complete.

helps

hasn't got

~~wears~~

doesn't work

fire station

police car

1 She wears a uniform.

4 She \_\_\_\_\_ people.

2 She doesn't drive a \_\_\_\_\_.

5 She works in a \_\_\_\_\_.

3 She \_\_\_\_\_ in a shop.

6 She \_\_\_\_\_ a dog.

She's a firefighter.



## 2 Order and write.



1 work in / Does she / a library?

Does she work in a library?

2 work / with animals? / Does she

3 Is / a pop star? / she

## 3 Read the notes and write your project.

### My Notes

- the person: My mother
- her job: a nurse
- she works: in a hospital
- she wears: a uniform
- What does she do? helps people
- When does she work?  
Monday - Friday



### Read and Remember!

- My brother is a firefighter.

### Jobs and routines

My \_\_\_\_\_ is a \_\_\_\_\_.

She works \_\_\_\_\_.

She wears \_\_\_\_\_.

She \_\_\_\_\_.

She works from \_\_\_\_\_  
to \_\_\_\_\_.



Use technology and the internet with an adult to extend your project.



# Extension Worksheet 1

Name: \_\_\_\_\_

Class: \_\_\_\_\_

## 1 Look and match.

1 firefighter	a	6 pop star	f
2 police officer	b	7 shop assistant	g
3 vet	c	8 fashion designer	h
4 doctor	d	9 nurse	i
5 farmer	e	10 taxi driver	j

## 2 Read and circle.

- |                                      |                     |
|--------------------------------------|---------------------|
| 1 A firefighter works in a hospital. | True / <u>False</u> |
| 2 A firefighter wears a helmet.      | True / False        |
| 3 A firefighter helps people.        | True / False        |
| 4 A firefighter wears a uniform.     | True / False        |
| 5 A firefighter drives a taxi.       | True / False        |
| 6 A firefighter fights flames.       | True / False        |



## 3 Look and write.

1	2	3	4	5	6
---	---	---	---	---	---

- |                                  |         |
|----------------------------------|---------|
| 1 <u>She's a police officer.</u> | 4 _____ |
| 2 _____                          | 5 _____ |
| 3 _____                          | 6 _____ |





# Grammar Worksheet

Name: \_\_\_\_\_

Class: \_\_\_\_\_

## 1 Look and complete.

doesn't wear


~~wears~~

doesn't design

works

doesn't work

designs



1 She wears a uniform. She \_\_\_\_\_ clothes.

2 He \_\_\_\_\_ with animals. He \_\_\_\_\_ in a hospital.

3 She \_\_\_\_\_ clothes. She \_\_\_\_\_ a uniform.

## 2 Look and write.



1 Does she design clothes?

No, she doesn't.



4 Does she wear a uniform?



2 Does she work in a shop?

\_\_\_\_\_



5 Does he work on a farm?

\_\_\_\_\_



3 Does she work in a hospital?

\_\_\_\_\_




6 Does she work with children?

\_\_\_\_\_

## 3 Look, read and write.



He wears a uniform. He drives a police car. He works with people. He doesn't work in a shop. He works in a police station. He's got a dog. He's a police officer.



She doesn't wear

\_\_\_\_\_  
\_\_\_\_\_  
\_\_\_\_\_.



# Basics writing practice Worksheet

Name: \_\_\_\_\_

Class: \_\_\_\_\_

## 1 Look and complete.


Mark: taking photos 😊 dancing ☹️

Katy: painting pictures 😊 collecting stickers ☹️


1 Mark likes taking photos. He doesn't like dancing.

2 Katy \_\_\_\_\_. She doesn't \_\_\_\_\_.

## 2 Draw and write about you.



1 I like going to museums, but I don't like shopping.




2 I like \_\_\_\_\_, but I don't like \_\_\_\_\_.

## 3 Read. Make notes and write your project.

### Read and Remember!

- I like dancing. I like singing, too.

### My Notes



- My name: \_\_\_\_\_
- Where I live: \_\_\_\_\_
- What I like doing: \_\_\_\_\_
- What I don't like doing: \_\_\_\_\_
- My favourite activity: \_\_\_\_\_

### Activities I like doing

My name is \_\_\_\_\_.  
I live in \_\_\_\_\_.  
I like \_\_\_\_\_.  
I like \_\_\_\_\_, too.  
I don't like \_\_\_\_\_!  
My favourite activity is \_\_\_\_\_.  
It's really cool.



Use technology and the internet with an adult to extend your project.



# Extension Worksheet 1

Name: \_\_\_\_\_

Class: \_\_\_\_\_


## 1 Look and write.



1 reading comics



2 \_\_\_\_\_ stickers



3 \_\_\_\_\_ to museums



4 \_\_\_\_\_



5 \_\_\_\_\_ photos



6 \_\_\_\_\_

## 2 Read, look and circle.



- |                                     |              |
|-------------------------------------|--------------|
| 1 I like rollerskating.             | True / False |
| 2 I don't like collecting stickers. | True / False |
| 3 I don't like painting pictures.   | True / False |
| 4 I like using a computer.          | True / False |
| 5 I like taking photos.             | True / False |

## 3 Read and match.

- |                                    |   |
|------------------------------------|---|
| 1 I don't                          | likes reading comics and dancing.         |
| 2 She                              | like rollerskating, but he likes cooking. |
| 3 I like                           | don't like watching films.                |
| 4 Do                               | like taking photos.                       |
| 5 I like listening to music, but I | you like shopping?                        |
| 6 He doesn't                       | collecting stickers and playing tennis.   |



# Grammar Worksheet

Name: \_\_\_\_\_


Class: \_\_\_\_\_

## 1 Look, read and circle.

① I like / don't like rollerskating.




② We like / don't like dancing.




③ They like / don't like shopping.



④ We like / don't like playing the violin.



⑤ They like / don't like painting pictures.



⑥ I like / don't like reading comics.



## 2 Look and write *likes* or *doesn't like*.

Taj ① likes 😊 painting and rollerskating. He ② \_\_\_\_\_ ☹️

dancing. Poppy ③ \_\_\_\_\_ ☹️ shopping. She ④ \_\_\_\_\_ 😊

dancing and rollerskating. James ⑤ \_\_\_\_\_ ☹️ rollerskating. He

⑥ \_\_\_\_\_ ☹️ painting pictures. Kate ⑦ \_\_\_\_\_ 😊

shopping and painting pictures. She ⑧ \_\_\_\_\_ ☹️ dancing.

## 3 Read and match.

① She

② Do

③ We like

④ Does

⑤ I don't

⑥ Do they

collecting stickers.

like going to museums.

like rollerskating?

he like playing the violin?

doesn't like taking photos.

you like playing tennis?



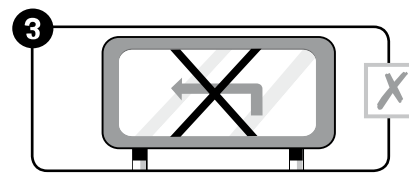
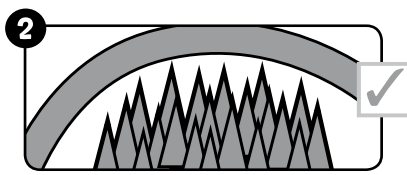
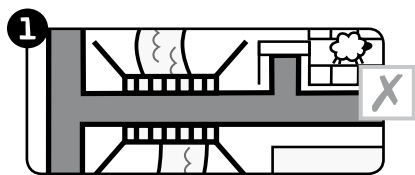


# Basics writing practice Worksheet

Name: \_\_\_\_\_

Class: \_\_\_\_\_

## 1 Order and write.



the bridge / go / over / Don't

Go / the forest. / round

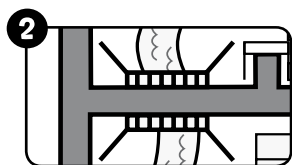
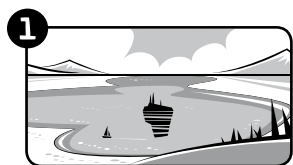
left. / Don't / turn

Don't go over the  
bridge.

\_\_\_\_\_

\_\_\_\_\_

## 2 Look and complete.



Turn left at the ① lake. Go to the end of the path. Don't go over the

② \_\_\_\_\_. Go round the ③ \_\_\_\_\_. The ④ \_\_\_\_\_ is in front of you.

## 3 Read. Make notes and write your project.



### My Notes

- My favourite holiday destination: \_\_\_\_\_
- Where is it? \_\_\_\_\_
- How do you get there? \_\_\_\_\_
- What is there? \_\_\_\_\_
- What I like doing there: \_\_\_\_\_

### Read and Remember!

- There's = There is

My favourite holiday destination is \_\_\_\_\_  
in \_\_\_\_\_.  
We go there by \_\_\_\_\_.  
There are lots of \_\_\_\_\_.  
There's a \_\_\_\_\_  
and \_\_\_\_\_.  
I like \_\_\_\_\_  
and \_\_\_\_\_ there.  
It's a lot of fun!



Use technology and the internet with an adult to extend your project.



# Extension Worksheet 1

Name: \_\_\_\_\_

Class: \_\_\_\_\_

## 1 Look and match.


path

gate



signpost

bridge

river

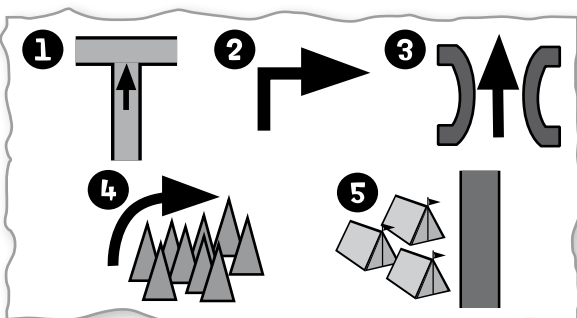


## 2 Look, read and complete.



- 1 Go straight on. Turn left. Go to the end of the path. The campsite is on the right.
- 2 Go straight on. Don't turn left. Go over the bridge. The \_\_\_\_\_ is at the end of the path.
- 3 Go straight on. Turn left. Go straight on and turn left at the signpost. The \_\_\_\_\_ is straight ahead.
- 4 Go straight on. Turn left. Go straight on and turn left at the signpost. Go round the forest. The \_\_\_\_\_ is on the right.

## 3 Look and write.




- 1 Go to the end of the path.
- 2 \_\_\_\_\_
- 3 \_\_\_\_\_
- 4 \_\_\_\_\_
- 5 \_\_\_\_\_



Name: \_\_\_\_\_


Class: \_\_\_\_\_

# 1 Look and complete.



- 1 Turn right.
- 2 Do you know the \_\_\_\_\_ to the campsite?
- 3 Go \_\_\_\_\_ on.
- 4 Don't turn \_\_\_\_\_.
- 5 Go to the \_\_\_\_\_ of the path.
- 6 Go \_\_\_\_\_ the bridge.

# 2 Look, read and circle.



Excuse me, do you know the way to the farm?

Excuse me, do you know the way to the lake?

1 Go straight on / Turn right. Then 2 turn right / turn left at the hospital. The farm is on the 3 left / right.

Go straight on. 4 Turn / Don't turn right. Go 5 over the bridge / round the park. Then 6 turn right / turn left at the library. The lake is on the 7 left / right, opposite the forest.

# 3 Look at the map in Activity 2. Write the directions.

1 Do you know the way to school?

2 Do you know the way to the forest?

Go straight on. Turn right

\_\_\_\_\_

\_\_\_\_\_

\_\_\_\_\_




# Basics writing practice Worksheet

Name: \_\_\_\_\_

Class: \_\_\_\_\_

## 1 Look, read and circle.

- 1 He shoots / directs the actors and the cameraman.
- 2 She writes the screenplay / actors.
- 3 She helps the actors with their cameras / wigs and make-up.
- 4 He shoots the film on his computer / camera.



## 2 Look at Activity 1. Answer the questions.

cameraman

writer

director

make-up artist

- 1 What's his job? He's a director.
- 2 What's her job? She's a \_\_\_\_\_.
- 3 What's her job? \_\_\_\_\_.
- 4 What's his job? \_\_\_\_\_.

## 3 Read. Make notes and write your project.

### My Notes



- Do you like learning English?
- my favourite story in Tiger Team 4: \_\_\_\_\_
- Things I find difficult: \_\_\_\_\_ activities (listening, reading, writing, speaking)
- Things I find easy: \_\_\_\_\_
- Are you happy with your progress in English? \_\_\_\_\_

### My English report

I \_\_\_\_\_ learning English. My favourite story is \_\_\_\_\_ in Unit \_\_\_\_\_. The things I find difficult are the \_\_\_\_\_ activities. The things I find easy are the \_\_\_\_\_ activities. I am \_\_\_\_\_ with my progress in English.



Use technology and the internet with an adult to extend your project.





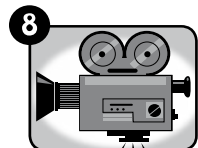
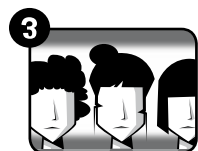
# Extension Worksheet 1

Name: \_\_\_\_\_

Class: \_\_\_\_\_

## 1 Do the crossword.

Across



1 a c t o r

6

7


8

3

4

5

Down



## 2 Find, circle and sort.

writer wigs director camera special effects actors screen play  
actress clapperboard make-up artist cameraman make-up

Jobs	writer		
Things	wigs		

## 3 Read and write the words.

We've got a 1 screenplay . Inceespay . We know a 2 icrdroet .

She's got a 3 ermcaa . Is there an 4 ocatr and

an 5 sscatre ? Let's make a movie. A fun, fantastic, groovy movie!

With lots of 6 lespcai cffetes .



# Grammar Worksheet


Name: \_\_\_\_\_

Class: \_\_\_\_\_

## 1 Look, read and circle.


- 1 I've got / I haven't got dark hair.
- 2 I like / don't like rollerskating.
- 3 I like / don't like maths.
- 4 I've got / I haven't got art on Wednesday.
- 5 My dad works in a hospital / school.
- 6 My mum designs clothes / drives a car.
- 7 There's / There isn't a train station in my town.

Hi! My name's Laura.



## 2 Look and write.

Hi! My name's Tom.



- 1 I haven't got long hair.
- 2 I \_\_\_\_\_ reading comics.
- 3 I \_\_\_\_\_ science.
- 4 I \_\_\_\_\_ geography on Thursday.
- 5 My dad \_\_\_\_\_ a uniform.
- 6 My mum \_\_\_\_\_ with animals.
- 7 \_\_\_\_\_ a cinema in my town.

## 3 Read and match.

- 1 Has she
- 2 Is there
- 3 What's
- 4 Does your mum
- 5 Do

a hospital in your town?

you like dancing?

work with children?

your dad's job?

got a pony tail?

